

# Lens Lines Newsletter

March 2023

[www.arundelcameraclub.org](http://www.arundelcameraclub.org)



# Contents

- [3 - 2022-2023 Schedule / Contest Themes/ Misc](#)
- [4 - March Events](#)
- [5 - Congratulations](#)
- [6 - Featured Photographer: Greg Hockel](#)
- [10 - Looks Like a Painting](#)
- [12 - St. Michaels Field Trip Photos](#)
- [14 - February Digital Contest Results](#)
- [17 - February Color Contest Results](#)
- [19 - February Monochrome Contest Results](#)
- [20 - Club Officers and Staff](#)
- [21 - Social Media](#)
- [22 - Club Information](#)



On the Cover: The cover image by Tommy Atchison titled “3 Glass Marble Light” won 3rd Place in the February novice digital contest.

Above: The above image by Anthony Cusato titled “Martini Sunrise” won 2nd Place in the February novice digital contest.

Copyright info: All Rights Reserved to the images in this newsletter by the respective photographers.

# 2022-2023 Schedule / Contest Themes / Misc

## April

- 6 Program - Burke Seim - The State of the Camera Industry
- 13 [Contest - Digital - Looks Like a Painting - Virtual Meeting - FaceBook](#)
- 15 Field Trip - Maryland Zoo in Baltimore
- 20 Annapolis City Photowalk
- 27 Contest - Color / Monochrome Prints - Looks Like a Painting

## May

- 4 Photo Critique - Theme - "Spring"
- 6 Field Trip - Sherwood Gardens
- 11 [Contest - Digital - Club Events - Virtual Meeting - FaceBook](#)
- 18 Business Meeting
- 25 End of Year Banquet

## Looks Like a Painting (April)

A photograph that appears to be a painting. This effect could be achieved in camera or through post processing techniques. We have all seen photographs that when first viewed appeared to be a painting. This can be accomplished through composition, costume selection, poses, colors. Another option that requires less creativity is to use filters in your favorite photo editing software to achieve the effect. Click here for example photographs that [Looks Like a Painting](#).

## Tricolor Ribbons

During a contest, when all three of a club member's photos win a ribbon, we award them a special red, white, and blue tricolor ribbon.

In February, we had two tricolor ribbons awarded

**Doug Wood in Novice Color Prints.**

**Mike Thomas in Unlimited Monochrome Prints**



## Maryland Zoo Monthly Photo Contest

Did you know that the Zoo has a monthly Facebook photo contest? Fans like you can submit Zoo snaps taken within the last year for the chance to have it highlighted in our newsletter and on our page. Even if you don't have a photo to submit, you can still participate every month by voting for your favorite!

Hit us with your best shot: <https://bit.ly/2QIYE1J> 📷

# March Events



THE ARUNDEL CAMERA CLUB  
INVITES YOU TO A  
PRESENTATION BY  
**BURKE SEIM**  
THE STATE OF THE CAMERA INDUSTRY  
THURSDAY  
6 APRIL 2023  
7:00 PM EST  
SEVERNA PARK BAPTIST CHURCH  
FACEBOOK LIVE STREAM

[ARUNDELCAMERACLUB.ORG](http://ARUNDELCAMERACLUB.ORG)

Join us on 6 April for a discussion on the State of the Camera Industry by Burke Seim. Burke is the president/owner of Service Photo, Inc. Service Photo is the last real camera store in the area. They have survived the transition of photography from film to digital and more importantly the competition from big box stores and online mega stores. Many of our club members have purchased, sold, and rented equipment from Service Photo. They have survived as their name implies through great service.

[servicephoto.com](http://servicephoto.com)



*Field Trip*  
**MARYLAND  
ZOO**  
*15 April 2023*

The Zoo's animal collection encompasses more than 1,500 birds, mammals, amphibians, and reptiles, representing nearly 200 species. Animals are displayed in natural settings replicating their native habitats.

Hours: 10AM - 4PM / Parking is free.  
Tickets: \$24 online / \$26 at gate. [Buy here.](#)

Address: The Zoo's Main Entrance is located at: 1 Safari Place Baltimore, MD 21217. [Click here for directions.](#)

Please email Ed Niehenke if you are going  
[eniehenke@aol.com](mailto:eniehenke@aol.com)

[www.arundelcameraclub.org](http://www.arundelcameraclub.org)



# Congratulations



Photographs by Bob Webber and Susan Webber were entered in the Cumberland Valley Artists and Photographers competition. Bob's image, "Florescence Glass" and Susan's image, "Blemished" were selected from among the many photographic submissions for hanging in the exhibition. Susan's image was also awarded 3rd place and came with a cash prize of \$250.00. The juror for photography was [Leo Hsu](#), director of the Silver Eye Center for Photography in Pittsburgh. The art will be on display until April 23, 2023 at the [Washington County Museum of Fine Arts in Hagerstown](#).

Mike Thomas had two winners in the Manatee County's Parks, Preserves, and Beaches 2023 Photography Challenge. There were 46 finalist in 15 categories. You can see the slide show [here](#). Mike's winners are at 0:32 and 4:14 in the slide show.



**2nd Place  
Birds of Prey**



**Honorable  
Mention**

# Featured Photographer: Greg Hockel



The featured photographer this month is Greg Hockel.

**ACC: How long have you been into photography?**

GH: I took a photography course in college ('72), even though I didn't have much of a camera at the time. My first real camera was an Olympus OM-1, which I still have and pull it out every now and then and shoot a roll of film. I've digitized most of the slides I took back in the day and have probably entered one or two into competitions.

**ACC: What equipment do you shoot with?**

GH: Have worked my way up the Nikon line, starting with a CoolPix, D90, D300, D750, and now a D850. It's a challenge keeping up with Cathy.

**ACC: What are your favorite subjects?**

GH: I gravitate towards street photography and landscapes.

**ACC: How long have you been in the Arundel Camera Club?**

GH: Since 2016.

**ACC: What offices have you held in the club?**

GH: Cathy and I were co-program chairs for a few years.



# Featured Photographer: Greg Hockel

## **ACC: What photographers have inspired you?**

GH: Honestly, the members of the club. I'm always amazed at the images and abilities of fellow club members. We have a few coffee table books of the more obvious photographers and have been out with the local photographer Jay Fleming (who we brought in as a speaker) a few times shooting the Chesapeake.

## **ACC: How would you describe yourself?**

GH: Let's just say, I'm glad you didn't ask Cathy that question.

## **ACC: How would you describe your photography?**

GH: I'm probably best described as an opportunistic photographer, taking advantage of the subject at hand. I'm not so good at being in a certain place at a certain time, hence my efforts to master harsh light.

## **ACC: How has your approach to photography evolved?**

GH: Slowly! I'm embarrassed to say that I only just started using some of the many tools available in LR, like the brush tool, techniques like focus-stacking, a light box, etc.

## **ACC: Where do you find inspiration or motivation?**

GH: Through travel. We have been fortunate to visit some amazing photographic-rich places. Cathy and I both love traveling and spend most of the day with cameras in hand.



Greg Hockel  
Bridge to... my first 1st



Greg Hockel  
Green Mount Cemetery



# Featured Photographer: Greg Hockel

## ACC: Noteworthy accomplishments?

GH: I've had the opportunity to display some of my images locally and won image of the year in the club competition for "Best Dressed", which was shocking. Back in my OM-1 days, I won third place for "Sea Turtles" in the nature category in a competition at work. I took advantage of the opportunity of being on the submarine ride at Disneyland!




Greg Hockel  
Wondering



Greg Hockel  
Wondering



Greg Hockel  
Havana Morning



Greg Hockel  
Is it Raining



Greg Hockel  
Mountain and Clouds




# Featured Photographer: Greg Hockel



Greg Hockel  
Best Dressed



Greg Hockel  
Shopping Day



Greg Hockel  
Searching for Bait

# Looks Like a Painting

Last week I asked through the email list for members' thoughts on the upcoming contest theme of "Looks Like a Painting" and I received some great thoughts! I'm happy to hear that this theme has given us an opportunity to stretch some of our creative muscles.

I'm excited about the theme and happy that others are too. But keep in mind that even though Mike has given a great definition to us and the judge on what "Looks Like a Painting" should be. At the end of the day, it's all going to be in the eye of the beholder.

Mike's definition is: A photograph that appears to be a painting. This effect could be achieved in camera or through post processing techniques. We have all seen photographs that when first viewed appeared to be a painting. This can be accomplished through composition, costume selection, poses, colors. Another option that requires less creativity is to use filters in your favorite photo editing software to achieve the effect.

Below are some of the thoughts of your fellow members on the theme and how they intend to tackle it. I'm really excited to see what everyone comes up with!

-John

**Andrea writes:** I have yet to compete with this club, but might this time. This is a great theme. I am thinking of intentional Camera motion and in camera multiple exposure, as well as textures and filters.

**Debbie writes:** I have this one photograph that, every time someone looks at it, they remark that it looks "painterly". Maybe I'll enter that one? I also thought I might give a go at some of the filters which often turn judges off. Now might be the time..

**Doug writes:** It's not what we are going to do to make our images look like a painting, it is what the heck does look like a painting mean? And the worst of it is that no matter how much discussion we have here, the judges are going to do whatever they feel like with it. That makes it a total crapshoot.

I'm choosing to go down the Western Impressionist road. Strong colors, a sense of light and atmosphere. All I'm really doing post production wise is pushing color intensity and contrast.

(John adds: It's likely going to be a crapshoot, and I think that's what is going to make this one exciting!)



# Looks Like a Painting

**Clarence writes:** I started out as a painter so this theme excites me. I later began hand coloring photographic images. For those who are serious about the topic, they should obtain one of Theresa Airey's books and see how she handles the approach. Theresa lives in Hampton and would be a good judge but I'm not sure she is judging anymore.

In my case, I'm not trying to choose images that look like a painting but rather images that I think could be a starting point. It's a little like Photoshop but because of the time involved in the process, there becomes an intimacy with the print that exceeds the touch of a mouse.

**Tammi writes:** I like creating abstracts. I will look for a photo I have taken with strong patterns and contrasting colors and modify it with a smartphone app. Here is a list of some smart phone apps that can be used to fit the theme.

BeFunky, GoArt, Tangled FX, Prisma, PicsArt, Brushstroke, Portrait Painter, Adobe PaintCan, Waterlounge, Glaze, I-Colorama, Distressed FX, Format, Oilli

(John adds: What a great list Tammi, for others our wonderful speaker Lori Lankford gave us a great presentation for our February 16th, 2023 meeting. Be sure to watch that if you missed it!)

**Greg writes:** I'm not into composites, which I think will dominate the competition, but I intend to have a few entries nonetheless. I have one photo that I think will bring a smile to faces (which the "Glass" photo of all our lenses was meant to do!).

**Mike writes:** Here are some articles to get your thought processes going...

1. [These 35 Photos By A Dutch Artist Look Like Classical Paintings Brought To Life](#)
2. [10 Fascinating Photos That Look Unbelievably Like Paintings](#)
3. [11 Tips for Creating Breathtaking Images that Look Like Paintings](#)
4. [Turn a photo into a painting in just a few clicks](#)
5. [11 Best Apps to Turn Photos Into Paintings](#)

# Saint Michaels Field Trip Photos



Anthony Cusato



Ed Niehenke



Mike Thomas



Ed Niehenke



Anthony Cusato



# Saint Michaels Field Trip Photos



Mike Thomas



Ed Niehenke



Mike Thomas



Anthony Cusato




Anthony Cusato



# February Digital Novice Contest Results



2nd Place - Anthony Cusato  
"Martini Sunrise"



3rd Place - Elaine Hambly  
"Backyard Through a Pitcher"




# February Digital Unlimited Contest Results



1st Place - Mike Thomas  
"Message in a Bottle"



2nd Place - Doug Wood  
"Drinks For Two"



3rd Place - Debbie Wolf  
"Stood Up"



# February Digital Unlimited Contest Results



4th Place - JC Williams  
"Wine Glass Refraction"



HM - Christine Milleker  
"Technicolor Wall George Eastman House"



HM - Doug Wood  
"Inner Light"



HM - Fred Venecia  
"Things Go Better With Coke"



HM - Greg Hockel  
"Shattered Windshield"



HM - JC Williams  
"Eye In A Lensball"



# February Color Prints Novice Contest Results



1st Place - Doug Wood  
"Spill"




2nd Place - Doug Wood  
"Wings"



3rd Place - Tommy Atchison  
"3 Glass Marble Light"




4th Place - Diane Vatcher  
"Fire Escape"



HM - Doug Wood  
"Skylight"



# February Color Prints Unlimited Contest Results



1st Place - Ron Peiffer  
"Sunrise After The Storm"



2nd Place - Jackie Colestock  
"Galaxies on Chopsticks"




3rd Place - Greg Hockel  
"Fractured Windshield"



4th Place - Mike Thomas  
"Antique Oil Lamp"



HM - Clarence Carvell  
"Air Conditioned"



HM - Ed Niehenke - "Chinese Glass House"



# February Monochrome Prints Unlimited Contest Results



1st Place - Mike Thomas  
"Cake Stands"



2nd Place - Mike Thomas  
"Hourglass"



3rd Place - Jackie Colestock  
"Black Glass Chandelier"




4th Place - Mike Thomas  
"Glasses"



HM - Clarence Carvell  
"Glassware"

# Club Officers and Staff



John Milleker,  
Jr.  
President



Ron Peiffer  
VP Contests  
MPA



Christine  
Milleker  
VP Programs



Jackie  
Colestock  
Secretary /  
Treasurer




Chip Bulgin  
Past President



Susan Webber  
Member at  
Large




Cathy Hockel  
Member at  
Large



Ed Niehenke  
Field Trips



Richard  
Stolarski  
Field Trips



Bob Webber  
Contest  
Committee /  
Newsletter



Fred Veneca  
Refreshments



Mike Thomas  
Webmaster /  
Newsletter



Russ Zaccari  
Webmaster /  
Database



# Social Media

## Web Site

The club website can be found at <https://arundelcameracub.org/>. On the website you can find the club calendar and newsletters as well as other information like our constitution and by-laws.

## Mailing List

The club has a mailing list where we send out information to club members including information about calendar changes, contests, publishing newsletters, etc. To be added to the mailing list send an email to [webmaster@arundelcameracub.org](mailto:webmaster@arundelcameracub.org). You can remove yourself from the mailing list at any time.

## Newsletters

You can find our newsletters on our website. The newsletter has information on contest results and field trips as well as upcoming events and member accomplishments. You can find the archive of club newsletters at <https://arundelcameracub.org/newsletter/>.

## FaceBook

The club has a FaceBook Group which we are relying on during the COVID-19 restrictions. You can find the group here <http://facebook.arundelcameracub.org/>. If you are not a member, you can request to join the group. It is a public group. Anyone on FaceBook can see our posts but only members can make posts. All of our virtual meetings have been broadcast via FaceBook.

## YouTube

Videos of all of our virtual meetings and contests have been posted to YouTube. If you do not want to join FaceBook or missed one of our online meetings, you can see recordings here. You can find them here <http://youtube.arundelcameracub.org/>.

## Instagram

David Joyner has volunteered to create a club Instagram account for us to experiment with. You can find it at <http://instagram.arundelcameracub.org/>.

# Club Information

## Meeting Nights

Starting 2022 August 25 we will be resume meeting in person at our new meeting location the Severna Park Baptist Church which is located at at 506 Benfield Rd, Severna Park, MD 21146.

The 2nd Thursday of the month is always a virtual meeting for the digital contest broadcast to FaceBook Live.

Click on the map for directions.

Meetings are open to the public, but only dues paying members may enter competitions and participate in critiques. Meetings alternate between programs of informative speakers, photographic assignments, and photographic competitions. Competitions give us a chance to show off our work and to get constructive critiques from our judges. Ribbons are awarded for first through fourth place and honorable mention. Normally we have competitions for color prints, monochrome prints, and digital images. In addition to digital contests, we have restarted our print contests. Competitions are held for both novice and unlimited club members. Awards are awarded at the end of year banquet. The club also has monthly photographic field trips to locations of interest. This is a chance to go out and practice what we learned during programs, a time to socialize with other club members, and a chance to do a little photographic exploration.

## Membership Rates

Individual . . . . . \$40.00

Family . . . . . \$20.00 each additional family member

[Click here to sign up.](#)

