

Lens Lines Newsletter



September 2022

www.arundelcameraclub.org

Contents

[3 - 2022-2023 Schedule](#)

[4 - Tabletop Night](#)

[5 - Annapolis Photowalk](#)

[6 - Program - R. Andrew Hoff](#)


[8 - Scott Dine - Thoughts on Print Contests](#)

[10 - 2022-2023 Contest Themes](#)

[11 - Club Officers and Staff](#)

[12 - Social Media](#)

[13 - Club Information](#)



On the Cover: The cover image by Mike Thomas of an Osprey with lunch.

Above: The above image by Louis Sapienza - A mono exercise...magnolia.

Copyright info: All Rights Reserved to the images in this newsletter by the respective photographers.

2022-2023 Draft Schedule

*The second meeting of the month will be virtual only

September

29 Tabletop Night

October

6 Annapolis Photowalk: Concentrate on Windows & Doors
13 [Contest - Digital - Still Life*](#)
20 Program - Andrew Hoff: Taking a Different Path: Why I Moved Beyond
Landscape Photography
22 Field Trip - Cunningham State Park
27 Contest - Color / Monochrome Prints - Still Life

November

3 Program - Jonathan Newton - Washington Post Photographer
10 [Contest - Digital - Open*](#)
17 Contest - Color / Monochrome Prints - Open
19 Field Trip - Steven F. Udvar-Hazy Center
24 **No Meeting - Thanksgiving**

December

1 Program - Bob Webber - Glass
8 [Contest - Digital - Windows and Doors*](#)
10 Field Trip - Longwood Gardens
15 Christmas Party
22 Contest - Color / Monochrome Prints - Windows and Doors
29 **No Meeting - Christmas**

2023 January

5 Program - Photo Critique: Theme "Winter"
12 [Contest - Digital - Open*](#)
14 Field Trip - Baltimore B&O Train Museum
19 Program - Scott Dine
26 Contest - Color / Monochrome Prints - Open

February

2 Program - Padma Inguva - Floral Photography
9 [Contest - Digital - Glass*](#)
11 Field Trip - St Michaels
16 Program - Lori Lankford - Looks Like a Painting
23 Contest - Color / Monochrome Prints - Glass

March

2 Program - John Milleker, Jr: - Real-estate Photography
9 [Contest - Digital - Open*](#)
11 Field Trip - National Building Museum
16 Program - TBD
23 Contest - Color / Monochrome Prints - Open
30 Tabletop Night


April

6 Program - TBD
13 [Contest - Digital - Looks Like a Painting*](#)
15 Field Trip - Maryland Zoo in Baltimore
20 Program - Ellicott City Photowalk
27 Contest - Color / Monochrome Prints - Looks Like a Painting

May

4 Program - Photo Critique: Theme: "Spring"
6 Field Trip - Sherwood Gardens
11 [Contest - Digital - Club Events*](#)
18 Business Meeting
25 End of Year Banquet

Tabletop Night



TABLETOP NIGHT

Thursday
29 September 2022
7:00 PM EST

Severna Park Baptist Church

On Thursday night 29 September we will host a tabletop night at the Severna Park Baptist Church starting at 7:00 PM. This will be the first tabletop night we have had in several years due to the pandemic. Due to the nature of this activity, we will not be live streaming to FaceBook.

Club members will bring their cameras and stuff to photograph. Flowers and food are always popular. If you have strobes/lights/light boxes bring them. Also backdrops and tablecloths can be useful. Unlimited members will work with novice members to share tips and tricks to improve their still life and macro photography.


This is a great opportunity to create images for the October theme of Still Life.

The theme for October is Still Life. Still Life is a photograph of an inanimate object or group of objects arranged as the subject for a picture. It can serve as an exercise in skill and creativity, to show an artist's understanding of composition, his ability to depict color harmony, form, texture, and the effects of light upon the objects. Click here for examples of [Still Life](#).

Here are some images from previous tabletop nights.



Annapolis Photowalk



ANNAPOLIS PHOTOWALK

Thursday
6 October 2022
6:00 PM EST

On Thursday 6 October we will meet at 6PM for a photowalk in Annapolis Maryland. See map for meeting location. We will meet at the Kunta Kinte-Alex Haley Memorial. Mike Thomas will lead the walk. **We will not be meeting at the Church and will not be broadcasting to FaceBook Live.**

The goal of this walk is to get some photos for the December contest with the theme of Windows and Doors.

Dress appropriately for the weather. Temperatures have started dropping into the mid 50s at night. We are meeting at 6:00PM since sunset is at 6:40PM. This will give you a chance for sunset photos, blue hour photos, and nighttime photos. Bring a tripod and cable release for the best quality images. Please stay in groups of two or more for safety.

Windows and Doors - A photograph where the primary subject consists of Windows and/or Doors. This could be a classical photograph of the door at the entry to a building or maybe decorated for Christmas. Old doors have lots of character. Like those from abandoned or historical buildings. Doors can be open or shut providing many composition options looking through the door. Windows similarly show character and often have reflections or provide the opportunity to peek within. Click here for example photographs of [Windows and Doors](#).

Send an email to berlthomas@hotmail.com if you are going to attend.

If you can't make it until 7:00 PM, Mike will send out his phone number so you can find everyone.



Program - R. Andrew Hoff - Taking a Different Path



R. ANDREW HOFF

**Taking a Different Path
Why I Moved Beyond Landscape
Photography**

**Thursday
20 October 2022
7:00 PM EST**

**Severna Park Baptist Church
Facebook Live Stream**

For over 30 years, my work has centered on landscape and outdoor photography. This program is about my conversion and new passion to photograph people and social interaction. I will touch on my previous work in landscape photography, my accidental foray into street photography, and the continuing work within my current project of street/documentary photography. I will mention events, certain photographers that have influenced the change in my work, and the technological advances in cameras, which have helped make this conversion easier. I will talk about how I have learned from my mistakes and the reasoning behind this change in my photographic calling. Currently, most of my work centers on photographing people that work at regional carnivals and fairs. This four-year project has taken me to fairs from Maine to Texas, mostly concentrating on regional fairs and carnivals in NY, MD, VA, and PA. I will show examples of the Photoshop changes I have made to

some photographs to enhance the focus on the people. This program is image laden and story heavy, in particular, my most thought provoking photographs and the mental process that accompanies the images. This program should last about 60 minutes.

About the Artist

Andrew started photography in college. His introduction to photography meant sharing a Konica Rangefinder 35mm camera with another student and processing film in the darkroom. He found the experience unsatisfying. Despite trepidations, he received a Canon AE-1 from his parents as a graduation present. From that point on, photography became a fulfilling adventure. While re-learning photography through family and sports photographs, Andrew took the leap of faith and joined the Harrisburg Camera Club in 1986. For 36 years, Mr. Hoff has been a member while continually honing his photography skills. He started by training himself with finicky B&W infrared film and color slide film. Moving on to a Canon F-1 and an Olympus OM-4 in the mid 80's, Andrew continued photographing in infra-red and moved to Fuji slide film. He focused extensively on architectural and landscape photography. He continued that work until digital photography made film cameras and processing untenable. In 2008, he grudgingly converted to digital photography.

The digital experience gave him new life as a photographer. He began to expand his vision and do something different. Andrew stopped photographing landscapes as his primary work and spent the next three years photographing abstractly utilizing a learning curve. Since then, he has worked in multiple genres of photography. In 2015, Andrew started photographing people by necessity. The challenge of photographing people pushed himself

Program - R. Andrew Hoff - Taking a Different Path (cont)


towards building a documentary portfolio based on carnival workers. His current focus has taken him to fairs and carnivals from Maine to Texas.

Andrew currently presents a variety of educational programs for novices through experienced photographers. In addition, he critiques photos and juried images for numerous photographic organizations, conferences and competitions in Pennsylvania, Massachusetts, Maryland, and South Carolina. He has taught photography for children's photography camps and for adult evening classes. His images have been showcased in exhibition catalogues, solo and group shows, and have been accepted into regional, national, and international juried shows. Andrew's work is in the permanent collection of the Pennsylvania State Museum and the Susquehanna Art Museum as well as in numerous private collections.

Andrew has a degree in Communications-Journalism and resides in York County, Pennsylvania. He is the past president of the Harrisburg Camera Club serving two stints as president and was the developer and catalyst for the annual spring "Light and Creativity" photography conference held in central PA. Under Mr. Hoff's leadership, innovations and changes to the club were crucial to the club's survival, subsequent expansion, and commitment to exhibition-quality work during the transition from film to digital.



Scott Dine - Thoughts on Print Contests



SCOTT DINE
Thoughts on Printing

It's been a little over two years since Covid closed in person meetings bringing an end to print contests. I think printing is important. Printing is where I really learned to understand photography.

First, let me explain something about my approach to photography. I want to constantly expand my vision. I want the print to reflect my vision. So printing for me is enhancement: Adjusting contrast so that there is a range of tones from black to white. In color, making sure the colors are not too bright (too contrasty) or too soft (too flat). Adjusting the cropping to emphasize the subject. Burning in (darken) highlights that have not enough detail. Dodging (lighten) to bring up shadow detail. In Photoshop (and many other programs) I am able to accomplish what I did in the darkroom. And I can accomplish it with greater accuracy than I ever did in the darkroom.

I use basic software, I do not change, add to or subtract from any part of the picture.

Am I talking out of both sides of my mouth? Yep. One side is analog, the other digital.

Printing is where I learned what proper exposure can mean to the overall result of the photograph—overexposure results in overly bright, high contrast photographs. Underexposure brings on the opposite: lots of grays and dirty whites. Such adjustments are the basis of processing regardless of the format.

Part of processing is looking—make that staring—at the print and asking questions. What if I had moved a little further to the left? Up a bit? Or down? (the supreme compliment from Walker Evans: “You

know just where to stand.”) Did I pick the right time of day for light? And possibly adjust the cropping to better emphasize the subject.

The print is really the proof that you are a competent photographer. The screen, whether it's on an iPhone or computer screen or projected for a contest, can hide many flaws from sharpness to contrast. A carefully made photograph hanging on the wall beats any quick iPhone view. Indeed, printing is where I learned to combine what I see with using the camera, making adjustments to complete the photograph.

Several members of the club are excellent printers and I am sure would be glad to answer questions.

Some of you may not want to go to the expense of a printer. What's important here is the preparation. There are strong commercial printing operations on line: Nation's Photo and Mpix are two of the best. Mpix offers YouTube tutorials to guide your preparations. I

Scott Dine - Thoughts on Print Contests (cont)

Googled the phrase “preparing digital photos for printing” and found a number of darned good step-by-step guides.

Watching a print slowly come to life in the developer is one of the most exciting and satisfying aspects of analog photography. As digital photographers we can have some of those same feelings by spending time, thoughtful time, in front of your computer screen as you bring a photograph to life.

The learning curve for printing is not fast. Chances are you won't get a great print your first time out. Digital printing allows you to fine tune your photographs with an accuracy greater than I ever achieved out of the other side of my mouth. Who wants to go back to the good old days? Not me. After all, the cars weren't air conditioned.

Clarence Carvell had a few additional thoughts on printing.

Clarence Carvell - Horns of a Dilemma

A negative, a transparency or a digital file is merely a single step. If you haven't read Scott's dissertation in on the subject of printing, you really should do so.

In the past, a photograph was not complete until it reached that final step, until it said what the photographer saw in his mind and felt in his/her heart at the moment the shutter clicked. That click set in motion a long string of almost agonizing events, from mixing smelly chemicals, washing and drying film, to washing trays to bending over a light box sometimes for hours, then exposing and developing prints in a darkened room. Sounds like fun. Actually, it was, until Adobe came along.

On that day, along with a few other photographers, I sat in a small room above an old library in Rockport, Maine, when Thomas Knoll and John Scully, from Apple, changed our lives forever. Gone was the darkroom, the reels and reels of film and most importantly, the smelly chemicals. The days of digital photography were upon us. Little did we know that we would be carrying our “darkroom” in our hip pocket along with our library, available in an instant from another part of the world.

“Photoshop” as we now know it, has many attributes-least of all is its ability to record and playback almost instantly anything we can feed it. Most of all, it can digest anything we can feed it, swirl it around and regurgitate it on demand. Reality has become a thing of the past, forcing us to question virtually anything that we see.

Getting back to Scott's article, we are now on the horns of a dilemma. First, what can we believe or not believe and second, is it fair to question everything until we have reason to believe different.

Scott is a lifetime member of the Arundel Camera Club and spent 35 years at the Post-Dispatch working as a Sunday Pictures Magazine photographer, a photo editor and director of photography.

Clarence joined us last year from the Bowie-Crofton Camera Club where he earned Grand Master Photographer. He has also earned Grand Master in the Silver Spring Camera Club.

2022-2023 Contest Themes

Still Life (October)

A photograph of an inanimate object or group of objects arranged as the subject for a picture. It can serve as an exercise in skill and creativity, to show an artist's understanding of composition, his ability to depict color harmony, form, texture, and the effects of light upon the objects. Click here for examples of [Still Life](#).

Windows and Doors (December)

A photograph where the primary subject consists of Windows and/or Doors. This could be a classical photograph of the door at the entry to a building or maybe decorated for Christmas. Old doors have lots of character. Like those from abandoned or historical buildings. Doors can be open or shut providing many composition options looking through the door. Windows similarly show character and often have reflections or provide the opportunity to peek within. Click here for example photographs of [Windows and Doors](#).


Glass (February)

A photograph where the primary subject is made of glass. Photographing glass can be challenging due to glare from unwanted or uncontrolled highlights. Techniques like dark field lighting and light field lighting can give definition to the rims/edges of glass. Another interesting property of glass is refraction of light viewed through glass. Many commercial photographs are of glass like wine, beer, or perfume bottles. You can even try photographs of shattering or broken glass but be careful. Click here for example photographs of [Glass](#).

Looks Like a Painting (April)

A photograph that appears to be a painting. This effect could be achieved in camera or through post processing techniques. We have all seen photographs that when first viewed appeared to be a painting. This can be accomplished through composition, costume selection, poses, colors. Another option that requires less creativity is to use filters in your favorite photo editing software to achieve the effect. Click here for example photographs that [Looks Like a Painting](#).

Club Officers and Staff



John Milleker,
Jr.
President



Ron Peiffer
VP Contests
MPA



Christine
Milleker
VP Programs



Jackie
Colestock
Secretary /
Treasurer



Chip Bulgin
Past President



Susan Webber
Member at
Large




Cathy Hockel
Member at
Large



Ed Niehenke
Field Trips



Richard
Stolarski
Field Trips



Bob Webber
Contest
Committee /
Newsletter



Fred Veneca
Refreshments



Mike Thomas
Webmaster /
Newsletter



Russ Zaccari
Webmaster /
Database

Social Media

Web Site

The club website can be found at <https://arundelcameracub.org/>. On the website you can find the club calendar and newsletters as well as other information like our constitution and by-laws.

Mailing List

The club has a mailing list where we send out information to club members including information about calendar changes, contests, publishing newsletters, etc. To be added to the mailing list send an email to webmaster@arundelcameracub.org. You can remove yourself from the mailing list at any time.

Newsletters

You can find our newsletters on our website. The newsletter has information on contest results and field trips as well as upcoming events and member accomplishments. You can find the archive of club newsletters at <https://arundelcameracub.org/newsletter/>.

FaceBook

The club has a FaceBook Group which we are relying on during the COVID-19 restrictions. You can find the group here <http://facebook.arundelcameracub.org/>. If you are not a member, you can request to join the group. It is a public group. Anyone on FaceBook can see our posts but only members can make posts. All of our virtual meetings have been broadcast via FaceBook.

YouTube

Videos of all of our virtual meetings and contests have been posted to YouTube. If you do not want to join FaceBook or missed one of our online meetings, you can see recordings here. You can find them here <http://youtube.arundelcameracub.org/>.

Instagram

David Joyner has volunteered to create a club Instagram account for us to experiment with. You can find it at <http://instagram.arundelcameracub.org/>.

Club Information

Meeting Nights

Meetings are open to the public, but only dues paying members may enter competitions and participate in critiques. Meetings alternate between programs of informative speakers, photographic assignments, and photographic competitions. Competitions give us a chance to show off our work and to get constructive critiques from our judges. Ribbons are awarded for first through fourth place and honorable mention. Normally we have competitions for color prints, monochrome prints, and digital images. Currently we are only holding digital competitions. Competitions are held for both novice and unlimited club members. Awards are awarded at the end of year banquet. The club also has monthly photographic field trips to locations of interest. This is a chance to go out and practice what we learned during programs, a time to socialize with other club members, and a chance to do a little photographic exploration.

Membership Rates

Individual \$40.00
Family \$20.00 each additional family member

[Click here to sign up.](#)

Directions

Starting 2022 August 25 we will be resume meeting in person at our new meeting location the Severna Park Baptist Church which is located at at 506 Benfield Rd, Severna Park, MD 21146.

Click on the map for directions.

