

Lens Lines Newsletter

A wide-angle photograph of a sunset over a calm body of water. The sun is a bright, glowing orb on the horizon, casting a long, shimmering reflection down the center of the water. The sky is filled with dramatic, layered clouds in shades of deep blue, purple, and orange. The water is still, reflecting the colors of the sky. In the foreground, a sandy beach is visible at the bottom. To the left, there's a small rocky outcrop in the water. In the distance, a dark line of trees and a bridge can be seen on the horizon.

June 2021

www.arundelcameraclub.org

Contents

- 3 - Draft 2021-2022 Schedule
- 4 - Announcements
- 5 - Picnic
- 6 - Contest Themes
- 7 - Featured Photographer
- 12 - Meet & Shoot - Sunset
- 15 - Club Officers and Staff
- 16 - Social Media/Distancing
- 17 - Club Information



On the Cover: The cover image by Bob Webber was taken during our sunset meet and shoot.

Above: The above image by Mike Thomas was taken during our sunset meet and shoot.

Copyright info: All Rights Reserved to the images in this newsletter by the respective photographers.

Draft 2021-2022 Schedule

July

- 7 Earleigh Heights Carnival
- 10 Field Trip - Kenilworth Park and Aquatic Gardens

August

- 14 Field Trip - Annapolis, MD
- 21 Club Picnic - Jackie Colestock Host
- 26 Club Year Intro / What I did over the Summer Slideshow

September

- 2 Program - How to Make the Most of Critiques & Competitions
- 9 Critique Session Led by Jerry Taylor
- 16 Program - TBD
- 18 Field Trip - Gambrill State Park
- 23 Contest - Digital - Open
- 30 Tabletop Night

October

- 7 Critique Session
- 14 Program - TBD
- 21 Contest - Digital - Theme
- 23 Field Trip - Patuxent Research Refuge
- 28 Program - TBD

November

- 4 Critique Session
- 11 Program - TBD
- 13 Field Trip - Jug Bay Wetlands Sanctuary
- 18 Contest - Digital - Open
- 25 No Meeting - Thanksgiving**

December

- 2 Critique Session
- 4 Field Trip - Conowingo Dam (Eagles)
- 9 Contest - Digital - Theme
- 16 Christmas Party
- 23 No Meeting - Christmas**
- 30 No Meeting - Christmas**

Announcements



Deep within Kenilworth lies an oasis, hidden behind trees and cattails. It's a place where beavers build their homes and turtles sleep on logs. Lotus's rise from the muck and lilies sit on the water. The wind dances with the dragonflies, rustling through the trees, carrying the song of the birds until it brushes across your face, fading to a whisper, saying "come join."

Even though the park opens at 8am, you can usually get in earlier. It gets hot and humid quickly, so bring water and come early to beat the heat.

1550 Anacostia Ave NE, Washington, DC 20019

<https://www.nps.gov/keaq/index.htm>

8 am – 4 pm, (202) 692-6080

[Directions](#)



The Earleigh Heights Volunteer Fire Company Carnival is on!

July 1st-10th (Closed July 4th) from 6pm-11pm.

It would be great to get a group of members together again this year, we always have a great time photographing around the carnival and also light painting once the sun sets.

We're planning on going Wednesday July 7th and you're invited to join us. I recommend getting there early to get a good parking spot!

Club Picnic & Pool Party

SAVE THE DATE 21 AUGUST

When: Saturday 21 August, 1-4PM

Where: 1335 Old Mountain Rd., Pasadena, MD
21122

Directions: [Map](#)

Our Summer Picnic and Pool Party is back. Given the availability of vaccines and the fact that more club members are willing to get together in person, we are looking forward to our traditional summer get together.

Come join us for an afternoon around the grill and by the pool, hosted by Bob and Jackie Colestock.

The pool will be open and it will be a hot day so bring your swimsuits.

The club provides the hot dogs and hamburgers and paper goods. Surprise us with your summer delights. Bring a side dish or dessert. BYOB. Friends and family are welcome.

Please RSVP to [Jackie Colestock](#) by 18 August with the number of people in your party so we know how much food to buy.

Don't forget to bring your cameras. This is a camera club after all and this is a club event.

Bring beach chairs.

If you haven't been vaccinated, please wear a mask.

2021-2022 Contest Themes

Reflections (October)

Reflection photography, also referred to as mirror photography, is when you use reflective surfaces to create an artistic echo of a scene. This type of photography can add an interesting spin to locations that are hotspots for photographers such as oceans, lakes, puddles, and even rain drops. They're all subjects that are commonly used to create brilliant reflection photographs. Of course, less traditional resources such as metal, tiles, mirrors and anything with a shiny surface can also be easily incorporated into this type of photography. The reflection may or may not include the subject which is being reflected. Click here for examples of [Reflections Photography](#).

Interesting Perspectives (December)

Perspective in photography is defined as the sense of depth or spatial relationship between objects in a photo, along with their dimensions with respect to what viewer of the image sees. By changing perspective, subjects can appear much smaller or larger than normal, lines can converge differently, and much more. The most common and often least interesting perspective is "eye level." At first we were going to define Interesting Perspectives as "Anything NOT at Eye Level". Try these (1) Shoot down on your subject. (2) Shoot up at your subject. (3) Lie down and shoot from ground level. Click here for examples of [Interesting Perspectives Photography](#).

Abstract (February)

This category should include images that are in some way altered from the usual way it is viewed. The photograph can concentrate on color, form, texture, pattern, line or other aspect of the object. The subject of the photograph may be an identifiable object, but should be rendered in a way that the identity of the object is secondary to aspects of form, color (or tone), lines, shapes, or texture. That is, the subject may be recognizable, but the photograph should not be representational. The distinction can be subtle, and ultimately will reside with the judge. Click here for examples of [Abstract Photography](#).

Architecture (April)

The subject should be a building, group of related buildings, or other man-made structure such as a bridge or tower or a portion thereof. Both interior and exterior photographs are allowed. Images may focus on the structure as a whole or a part of it. Click here for examples of [Architecture](#).

Featured Photographer: Bob Webber



Bob Webber
My school in UK 1965 (about age 13)

Our featured photographer this month is Bob Webber. What can you say about Bob...Well we almost always recognize his photographs by his unique style and vision. When I think of Bob's photography the word that comes to mind is experimental. Bob takes chances and is not afraid to confuse and baffle our judges. He and his wife are always quick to lend a hand and volunteer. That has proven to be critical to the success of our club.

ACC: How long have you been into photography?

BW: From about 1960 when I made a camera out of a cardboard box and my grandmother's opera glasses, but serious photography started with a 35mm film SLR camera in 1971 when I first visited my American aunts, uncle and cousins in Wisconsin.



Bob Webber
My sister Mary Ann in Nigeria 1972

Featured Photographer: Bob Webber

ACC: What inspired you to pick up a camera?

BW: Being something of a science geek, I want to prove to myself if no one else that I was more than a nerd. I don't like writing, can't play a musical instrument and still haven't mastered painting or drawing. The only art left was Photography.

ACC: What equipment do you shoot with?

BW: Started with a Praktica 35mm film SLR (East German, low cost, camera popular in England) which was much less expensive than a Pentax, though like Pentax it used a 42mm lens mount so you could use a wide variety of lenses. Trading up over the next decade I entered the world a bayonet lens mounts with a Canon AV1. So much quicker for changing lenses. Been with Canon ever since.

BW: Started with digital cameras with Canon PowerShot S110 (2 Megapixel). After several trades, the current working set of cameras is: Canon Rebel T5i and T6i (24 Megapixel 1.6 crop sensor) and a suite of Tamron lenses from 10 to 600mm plus bellows, extension tubes, ring light, Speed lite Flash and tripods of course. In recent years, my son Ben has been contributing with various accessories such as collapsible reflectors and portable lighting tents. Often take both cameras on field trips, one with a wide zoom and the other with a long zoom as I hate changing lenses in the field. In spite of the extra load, I haven't bust my shoulders yet.



Bob Webber
Spoons



Bob Webber
Curling Bridge

Featured Photographer: Bob Webber

BW: For software I use FastStone, Paintshop Pro, Helicon Focus 7 for focus stacking.

ACC: What are your favorite subjects?

BW: Bugs, flowers, more colors the better, and machines, especially ones with lots of moving parts, like clocks. I like to see how things work, it's the geek/science thing. I like to inject some humor into images when I can. The DK image was for the decay themed contest. The judge was not amused.

ACC: What is your favorite lighting, time of day, indoors or out?

BW: Contre-jour (literally against the day) that is backlit or low side light on flowers. Also white and colored LED lights that I make.

ACC: Is photography a hobby or profession?

BW: A hobby, though in the interest of full disclosure, I recently sold one Black and White print of baby a Chameleon on a pencil that I took in 1971 in Nigeria.

ACC: How long have you been in the Arundel Camera Club and what offices have you held in the club?

BW: Joined in 2014. Two years as Field Trips and VP Contests. Now just assisting with Contests and Newsletter.



Bob Webber
Lotus



Bob Webber
Dee Kay

Featured Photographer: Bob Webber

ACC: What photographers have inspired you?

BW: Club members, A.A. Bodine, Henri Cartier-Bresson for serious work, but I am more fascinated by surreal and quirky artists and photographers especially if there is an element of humor in their work.


- [Jerry Ueslamnn](#)
- [Walter Wick](#)
- [David Zinn](#)
- [Ursus Wehrli](#)
- [Philippe Halsman](#)

ACC: Where do you find inspiration or motivation?

BW: Art and Photography museums, nature walks and machines, working or not. I have collected a fair number of coffee table art books and some by well-known photographers.

ACC: How would you describe yourself and your photography?

BW: I joined the camera club to learn the art side of photography. Up to that point and looking back I realized that most of what I had been doing was personal documentary, that is recording events, adventures and some macro work with flowers, butterflies and occasional abstract. ACC has given me a chance to learn to create images with a theme and how to look and see what would make an interesting or an amusing picture. I have also learned how to do decent prints worthy of hanging on a wall.



Bob Webber
Four Fold Rotation



Bob Webber
Christmas Balls

Featured Photographer: Bob Webber

ACC: How has your approach to photography evolved?

Working on developing images that are somewhere between abstract, humor and sharing my fascination with intricate mechanisms. I suppose I am evolving a style as some club members say they can identify my images during contests even before the image's authorship is revealed.

ACC: Noteworthy accomplishments?

Giving a talk to the club "Hidden Colors" on using of curves. Earlier this year I somehow got involved in writing a piece for this newsletter about authentic images. Now I really must get back to creating images.



Bob Webber
Chameleon Zambia




Bob Webber
Big and Little




Bob Webber
Preparing the Bride

Meet & Shoot - Sunset



John Milleker, Jr.



John Milleker, Jr.



Bob Webber



Dawn Grannas



Mike Thomas



John Milleker, Jr.

Meet & Shoot - Sunset




John Milleker, Jr.



Mike Thomas

Meet & Shoot - Sunset



Dawn Grannas



Mike Thomas




Mike Thomas



Bob Webber

Club Officers and Staff



John Milleker,
Jr.
President



Ron Peiffer
VP Contests
MPA



Christine
Milleker
VP Programs



Jackie
Colestock
Secretary /
Treasurer



Chip Bulgin
Past President



Susan Webber
Member at
Large



Cathy Hockel
Member at
Large




Ed Niehenke
Field Trips



Richard
Stolarski
Field Trips



David Joyner
Newsletter /
Webmaster



Bob Webber
Contest
Committee /
Newsletter



Fred Veneca
Refreshments



Mike Thomas
Webmaster /
Newsletter



Russ Zaccari
Webmaster /
Database

Social Media/Distancing

Web Site

The club website can be found at <https://arundelcamerclub.org/>. On the website you can find the club calendar and newsletters as well as other information like our constitution and by-laws.

Mailing List

The club has a mailing list where we send out information to club members including information about calendar changes, contests, publishing newsletters, etc. To be added to the mailing list send an email to webmaster@arundelcamerclub.org. You can remove yourself from the mailing list at any time.

Newsletters

You can find our newsletters on our website. The newsletter has information on contest results and field trips as well as upcoming events and member accomplishments. You can find the archive of club newsletters at <https://arundelcamerclub.org/newsletter/>.

FaceBook

The club has a FaceBook Group which we are relying on during the COVID-19 restrictions. You can find the group here <http://facebook.arundelcamerclub.org/>. If you are not a member, you can request to join the group. It is a public group. Anyone on FaceBook can see our posts but only members can make posts. All of our virtual meetings have been broadcast via FaceBook.

YouTube

Videos of all of our virtual meetings and contests have been posted to YouTube. If you do not want to join FaceBook or missed one of our online meetings, you can see recordings here. You can find them here <http://youtube.arundelcamerclub.org/>.

Instagram

David Joyner has volunteered to create a club Instagram account for us to experiment with. You can find it at <http://instagram.arundelcamerclub.org/>.

Club Information

Meeting Nights

Starting August 26, the Arundel Camera Club meets every Thursday evening from 7:00 PM until 9:00 PM at Severna Park Baptist Church. Due to COVID-19 we will be broadcasting our live meetings to FaceBook.

Meetings are open to the public, but only dues paying members may enter competitions. Meetings alternate between programs of informative speakers, photographic assignments, and photographic competitions. Competitions give us a chance to show off our work and to get constructive critiques from our judges. Ribbons are awarded for first through fourth place and honorable mention. Normally we have competitions for color prints, monochrome prints, and digital images. Currently we are only holding digital competitions. Competitions are held for both novice and unlimited club members. Awards are awarded at the end of year banquet. The club also has monthly photographic field trips to locations of interest. This is a chance to go out and practice what we learned during programs, a time to socialize with other club members, and a chance to do a little photographic exploration.

Membership Rates

Individual \$40.00
Family \$20.00 each additional family member

[Click here to sign up.](#)

Directions

When we resume meeting in person 26 August 2021, we will be meeting at the Severna Park Baptist Church which is located at 506 Benfield Rd, Severna Park, MD 21146.

Click on the map for directions.

