

Lens Lines Newsletter




December 2020

www.arundelcameraclub.org

Contents

- 3 - 2020-2021 Schedule / Contest Themes
- 4 - Announcements
- 5 - Featured Photographer
- 9 - Photo Assignment - Baking / Cooking
- 13 - Field Trip: Conowingo
- 15 - Contest Results
- 21 - Club Officers and Staff
- 22 - Social Media/Distancing
- 23 - Club Information



On the Cover: The cover image by Cathy Hockel won 1st Place in the November Unlimited Digital Color Open contest.

Above: The above image by Christine Milleker won Honorable Mention in the November Unlimited Digital Color Open contest.

Copyright info: All Rights Reserved to the images in this newsletter by the respective photographers.

2020-2021 Schedule

January 2021

- 6 Dec. Photo Assignment - Holidays
- 13 Program: Rich Isaacman - "Around the World with Street Photography"
- 20 Contest - Digital - Open
- 27 Program: Howard Clark - "Getting from Good to Great"

February

- 3 Jan. Photo Assignment - TBD
- 10 Program: Irene Sacilotto - "A Passion for Wildlife Photography the Stories Behind the Images"
- 17 Contest - Digital - Close-Up/Macro
- 24 Program: David Luria - "Washington, DC, A Photographer's Paradise"

March

- 3 Feb. Photo Assignment
- 10 Program: Connie Imboden
- 17 Contest - Digital - Open
- 24 Program: Lynn Garwood - "Composition: Beyond the Rule of Thirds"
- 31 Program – Tabletop - TBD

April

- 7 Mar. Photo Assignment
- 14 Program: Rodney Clark - Preparing Your Photography for a Gallery Showing
- 21 Contest - Digital – 1-Light Portrait
- 28 Program: Christine Milleker - Macro Tabletop Night

May

- 5 Business Meeting
- 12 Contest - Club Events
- 19 Program – TBD
- 26 End of Year Banquet

June

- 2 New Officers Meeting

Contest Themes

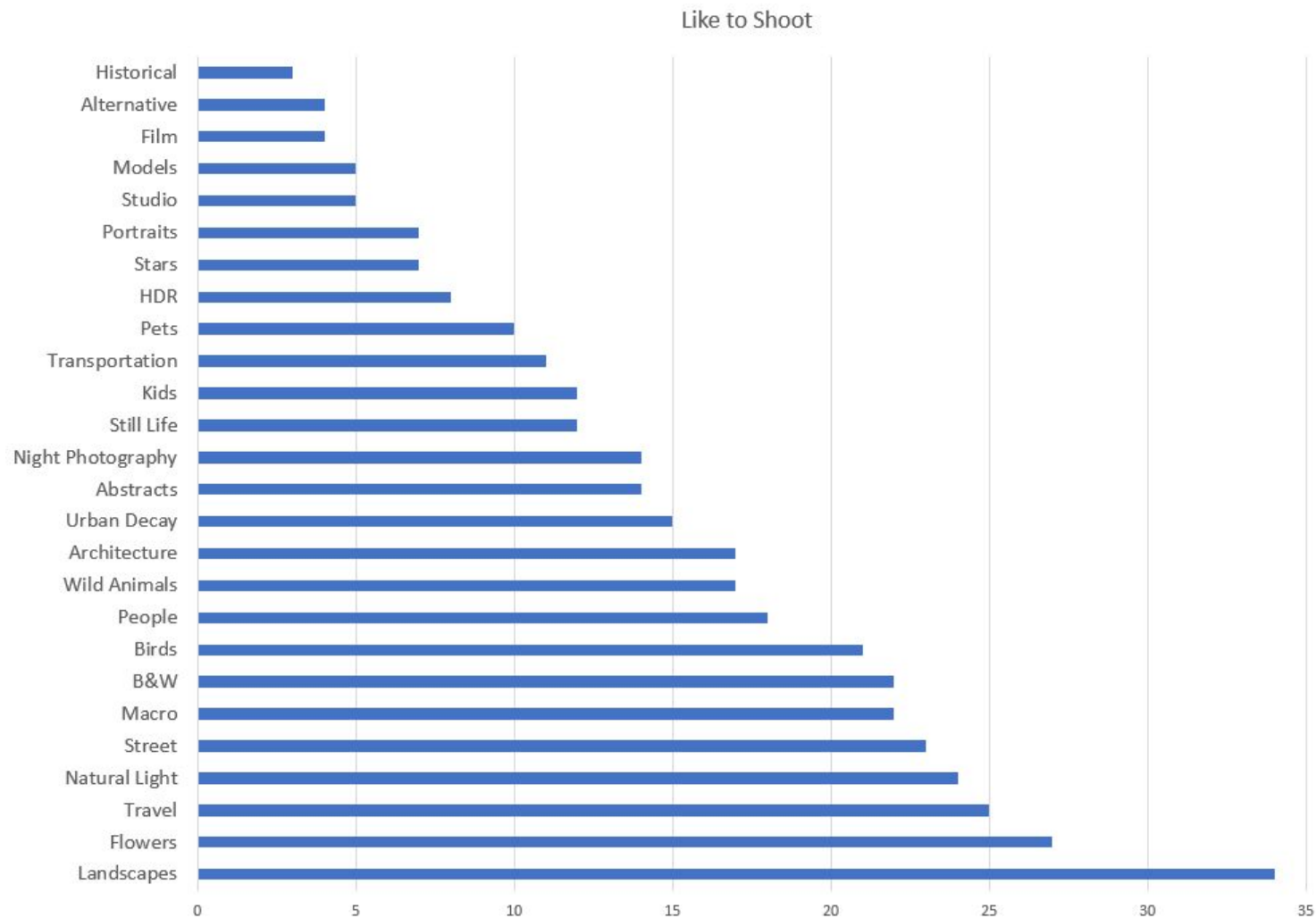
Close-Up / Macro - The photograph should be taken from a position very near the subject. Generally this means that the lens should be focused at or near its closest focusing position. The use of screw on close up filters, extension tubes and macro lenses is permitted. [Click here for examples of Close-Up/Macro.](#)

One Light Portrait - One light portrait lighting uses a single key light or main light. This is usually a speedlight or strobe. It's only one light. But you can supplement with a reflector, a window, or the sunlight. Each lighting pattern talks about where to place the light in relation to the subject. [Click here for examples of One Light Portraits.](#)

Announcements

Membership

This year, using our new membership registration form, we asked members what they like to photograph. Landscapes ranked the highest. Flowers were a close second.



Featured Photographer: Jackie Colestock



Jackie Colestock
Blackwater Pier

Our featured photographer this month is our club Secretary Jackie Colestock. Jackie ...

ACC: How long have you been in the Arundel Camera Club?

JJC: I have been a member of the Club since fall of 2008. I had taken my mother and father to Brookside Gardens to shoot the Butterfly Exhibit that summer. While there, Mom struck up a conversation with Howard Penn, who was then currently the President of the Club. Mom was wearing a hat from her club and Howard had asked her about it. She then introduced me to him as someone who was interested in being a potential member.



Jackie Colestock
Yellow Rose

Featured Photographer: Jackie Colestock

ACC: What offices have you held in the club?

JJC: For the first few years of my membership, I was a quiet member though I did often help the president with Parliamentary procedural questions during Business Meetings. Finally, I was asked to help with the Competition Committee. I served in that capacity for 2 years perfecting my Vanna White impersonation. I volunteered to take over the position of Secretary-Treasurer in 2016 when the previous Secretary-Treasurer stepped down.

ACC: How long have you been into photography?

JJC: I received my first Point n' Shoot Kodak when I was 8. I enjoyed using it to record my family and my adventures. But it was in college, when I needed a camera for field work and I bought a used manual 35mm Konica from a good friend, that my real interest was ignited. I found myself taking not only the shots I needed to record what my project was doing, but extra shots that allowed me to experiment with the same graphic elements that I used when painting or sketching.

ACC: What equipment do you shoot with?

JJC: I currently shoot a Canon EOS 7D with a Canon 18-200mm zoom lens as my major camera. My secondary lens for this camera is a Canon Macro 100mm 1:2.8 (at least that is what is printed on it.) My secondary camera is my Samsung Galaxy S10.

ACC: What are your favorite subjects?

JJC: I don't really have a "Favorite" subject. I look at something, or at a



Jackie Colestock
Long Walk Home



Jackie Colestock
Worlds Smallest Diner

Featured Photographer: Jackie Colestock

scene, and I “see” an image in my head and I try to capture what I see, or I will be captivated by a quality of light and try to capture that. I am looking for the challenge of the capture.

ACC: What are your favorite techniques?

JJC: I am always trying to work with natural light. I do have some studio lighting that I am trying to learn to use, but my preference is to still try to capture the quality of light I am seeing in front of me.

ACC: What photographers have inspired you?

JJC: Ansel Adams, though to be honest I am not that familiar with famous photographic artists so my current inspiration has actually come from a number of our club members.

ACC: What aspects of your work do you take the most pride in?

JJC: I take the most pride in expressing the image that I first saw in my head when I lined up the shot.

ACC: How would you describe yourself?

JJC: I am first and foremost an Artist. I have been formally trained in sketching and painting. I am an accomplished Fabric Artist and Costumer: I know how to sew, pattern, knit, crochet, and weave. I spent thirty years analyzing and designing outdoor spaces as a Registered Landscape Architect. I understand composition, light, color, texture, shape and pattern.



Jackie Colestock
The Bates Reading Room



Jackie Colestock
Ghostly Thistle

Featured Photographer: Jackie Colestock

ACC: How would you describe your photography?

JJC: I approach my photography from an artistic perspective, it is an expression of how I see the world.

ACC: How has your approach to photography changed/evolved?

JJC: My approach has evolved in that although I still make every attempt to capture what I want in-camera, I have come to understand, and appreciate, the value of post processing. When I first started to shoot, I shot film slides. I was a poor college student so I could not afford my own darkroom. This meant that I did not learn a lot of darkroom techniques, if I didn't capture it in-camera it didn't show up on the final image.

ACC: Where do you find inspiration or motivation?

JJC: I find inspiration in the actual "doing" of the art. The physical act of creating the image is a meditative act for me. Once I am in that state I start to "see" that what I am looking for is right in front of me.

ACC: Noteworthy accomplishments?

JJC: I have had one of my images published as the cover of the Washington Psychology Journal magazine.



Jackie Colestock
Long Walk Home



Jackie Colestock
The Glen

Photo Assignment - Baking / Cooking



Elaine Hambly



Christine Milleker



Julie Bennett



Bob Webber



Fred Venecia



Ed Niehenke

Photo Assignment - Baking / Cooking



Richard Stolarski



Mike Thomas



Christine Milleker



Michelle Barkdoll



Susan Webber



Paul Wilcox

Photo Assignment - Baking / Cooking



Paul Wilcox




Richard Stolarski



Michelle Barkdoll



Elaine Hambly



Julie Bennett

Best of Show - Photo Assignment - Baking/Cooking



Fred Venecia

Field Trip: Conowingo



Cathy Hockel



Christine Milleker



Fred Venecia



Fred Venecia



JC Williams



Michelle Barkdoll

Field Trip: Conowingo



Christine Milleker



JC Williams



Fred Venecia



Fred Venecia



Michelle Barkdoll



Cathy Hockel


November Mono Digital Novice Contest Results



1st Place - Ann Hickman
"On the Subway"



2nd Place - Doug Wood
"Behind the veil"



3rd Place - Terri Jackson
"Steep Sands"



4th Place - Elaine Hambly
"Mending"




HM - Ann Hickman
"The Umbrella"



HM - Doug Wood
"Reflection"


November Mono Digital Unlimited Contest Results



1st Place - Chuck Gallegos
"Fish Tails"



2nd Place - Ron Peiffer
"Desert Oil"



3rd Place - Marilou Burleson
"Girl in Tub"

November Mono Digital Unlimited Contest Results



4th Place - Mike Thomas
"Refractions"



HM - Fred
"Venecia Christina"



HM - JC Williams
"Screaming Before Mating"




HM - Richard Stolarski
"Uspensky Cathedral"


November Color Digital Novice Contest Results



1st Place - Debbie Chamberlain
"Skye"



2nd Place - Julie Bennett
"Waiting for Scraps"



3rd Place - Doug Wood
"Fall"



4th Place - Anne Hickman
"Museum Visitor"



HM - Ann Hickman
"Hamden Windows"



HM - Doug Wood
"After the Storm"

November Color Digital Unlimited Contest Results



1st Place - Cathy Hockel
"Sandhill Crane"



3rd Place - Mike Thomas
"Shiara"




2nd Place - Chuck Gallegos
"Falls by Night"

November Color Digital Unlimited Contest Results



4th Place - Greg Hockel
"Sunset from the Ruins"



HM - Christine Milleker
"Elakala Falls July 2020"




HM - David Joyner
"Deadwood Beach"




HM - John Milleker Jr.
"Another Victim"

Club Officers and Staff



John Milleker,
Jr.
President



Louis
Sapienza
VP Contests




Christine
Milleker
VP Programs



Jackie
Colestock
Secretary /
Treasurer



Chip Bulgin
Past President



Susan Webber
Member at
Large



Elaine Hambly
Member at
Large




Michelle
Barkdoll
Field Trips



Ron Peiffer
MPA
Representative



David Joyner
Newsletter /
Webmaster



Bob Webber
Contest
Committee /
Newsletter



Fred Veneca
Refreshments



Mike Thomas
Webmaster /
Newsletter



Russ Zaccari
Webmaster

Social Media/Distancing

Web Site

The club website can be found at <https://arundelcameracub.org/>. On the website you can find the club calendar and newsletters as well as other information like our constitution and by-laws.

Mailing List

The club has a mailing list where we send out information to club members including information about calendar changes, contests, publishing newsletters, etc. To be added to the mailing list send an email to webmaster@arundelcameracub.org. You can remove yourself from the mailing list at any time.

Newsletters

You can find our newsletters on our website. The newsletter has information on contest results and field trips as well as upcoming events and member accomplishments. You can find the archive of club newsletters at <https://arundelcameracub.org/newsletter/>.

FaceBook

The club has a FaceBook Group which we are relying on during the COVID-19 restrictions. You can find the group here <http://facebook.arundelcameracub.org/>. If you are not a member, you can request to join the group. It is a public group. Anyone on FaceBook can see our posts but only members can make posts. All of our virtual meetings have been broadcast via FaceBook.

YouTube

Videos of all of our virtual meetings and contests have been posted to YouTube. If you do not want to join FaceBook or missed one of our online meetings, you can see recordings here. You can find them here <http://youtube.arundelcameracub.org/>.

Instagram

David Joyner has volunteered to create a club Instagram account for us to experiment with. You can find it at <http://instagram.arundelcameracub.org/>.

Club Information

Meeting Nights

The Arundel Camera Club meets every Wednesday evening at 7:00 PM and usually finish by 9:00 PM. Due to COVID-19 we are currently meeting virtually on FaceBook.

Meetings are open to the public, but only dues paying members may enter competitions. Meetings alternate between programs of informative speakers, photographic assignments, and photographic competitions. Competitions give us a chance to show off our work and to get constructive critiques from our judges. Ribbons are awarded for first through fourth place and honorable mention. Normally we have competitions for color prints, monochrome prints, and digital images. Currently we are only holding digital competitions. Competitions are held for both novice and unlimited club members. Awards are awarded at the end of year banquet. Pending COVID-19 restrictions, the club also has monthly photographic field trips to locations of interest. This is a chance to go out and practice what we learned during programs, a time to socialize with other club members, and a chance to do a little photographic exploration.

Membership Rates

Individual \$35.00

Family \$15.00 each additional family member

[Click here to sign up.](#)

Directions

When we resume meeting in person, we meet at the Severna Park High School which is located at 60 Robinson Road, Severna Park, MD 21146-2899. You can park in the teacher's lot on the left of the school and come in the side door. We must put the room back the way we found it and vacate the building by 9:00 PM.

