

Lens Lines Newsletter



September 2020

www.arundelcameraclub.org

Contents

- 3 - 2020-2021 Schedule
- 4 - Club Announcements
- 5 - Featured Photographer
- 9 - Field Trip: Maryland Zoo
- 10 - What I Did Over the Summer
- 12 - Field Trip: Lake Waterford Park
- 13 - Social Media/Distancing
- 14 - Club Information
- 15 - Club Officers and Points of Contact



On the Cover: The cover image shot by Mike Thomas at the Lake Waterford Park, Meet & Shoot.

Above: The above image is an anothotype by club member Christine Milleker.

Copyright info: All Rights Reserved to the images in this newsletter by the respective photographers.

2020-2021 Schedule

October (Photo Assignment - Board Games or Card Games)

- 7 September Photo Assignment - Your Favorite Drink
- 14 Program: Don Rosenberger: Abstract Photography
- 17 Field Trip: Spocott Windmill- Cambridge, MD
- 21 Contest: Digital - Patterns
- 22 Brian Boru's ACC fundraising Event
- 28 Program: Steve Hane

November

- 4 October Photo Assignment - Board Games or Card Games
- 7-8 Field Trip: Baltimore Museum of Industry
- 11 Program: Greg Holden: Leading Lines Talk
- 18 Contest: Digital - Open
- 25 No Meeting (Thanksgiving)

December

- 2 November Photo Assignment
- 9 Contest: Digital - Leading Lines
- 16 Holiday Party - Cathy & Greg Hockel's
- 23 No Meeting (Christmas)
- 30 No Meeting (New Year's)

January 2021

- 6 Contest: Color & Monochrome Prints - Open
- 13 Photo Talk or Program - TBD
- 20 Contest: Digital - Open
- 27 Program - TBD

February

- 3 Contest: Color & Monochrome Prints – Close-Up/Macro
- 10 Program - TBD
- 17 Contest: Digital - Close-Up/Macro
- 24 Program: David Luria: Washington, DC, A Photographer's Paradise

March

- 3 Contest: Color & Monochrome Prints – Open
- 10 Program – TBD (Check School Closed for Students?)
- 17 Contest: Digital - Open
- 24 Program - TBD
- 31 Program – Tabletop

April

- 7 Contest: Color & Monochrome Prints – 1-Light Portrait
- 14 Program: Rodney Clark
- 21 Contest: Digital – 1-Light Portrait
- 24 End of Year Contest
- 28 Program: Macro Tabletop Night

May

- 5 Business Meeting
- 12 Contest: Club Events
- 19 Program – TBD
- 26 End of Year Banquet

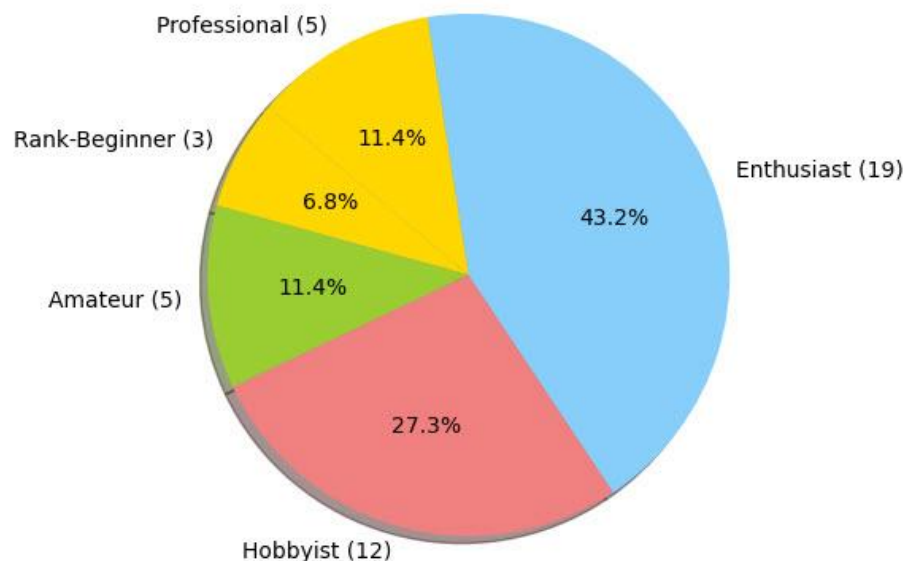
June

- 2 New Officers Meeting

Club Announcements

Membership

As of 25 September 2020 we have 48 registered club members for the 2020-2021 club year including five new and 45 paid members. This is the first time we have used our new web-based registration online form. One of the questions we asked members was to assess their skill level which resulted in the following chart.



Contest Themes

Close-Up / Macro - The photograph should be taken from a position very near the subject. Generally this means that the lens should be focused at or near its closest focusing position. The use of screw on close up filters, extension tubes and macro lenses is permitted. [Click here for examples of Close-Up/Macro.](#)

Patterns - Patterns are simply repeated shapes, colors or objects, ordered in either regular or irregular formations. As a photographer, using pattern is key to good composition and, when used effectively, can transform an otherwise bland image into something dramatic and eye catching. [Click here for examples of Patterns.](#)

Leading Lines - Leading lines refers to a technique of composition where the viewer of your photos attention is drawn to lines that lead to the main subject of the image. A leading line paves an easy path for the eye to follow through different elements of a photo. [Click here for examples of Leading Lines.](#)

One Light Portrait - One light portrait lighting uses a single key light or main light. This is usually a speedlight or strobe. It's only one light. But you can supplement with a reflector, a window, or the sunlight. Each lighting pattern talks about where to place the light in relation to the subject. [Click here for examples of One Light Portraits.](#)

Featured Photographer: Christine Milleker



Our featured photographer this month is our new Vice President of Programs Christine Milleker.

Christine gave a great talk this past summer on macro photography titled "Finding Beauty in Small Things". If you missed it, you can watch it on the club YouTube channel [here](#). She also gave a great talk and hands on workshop on Cyanotype last year. You can find more about her and some of her images on her website www.creativemonologues.com.



Christine Milleker
Vigilant Hawk



Christine Milleker
Elakala Falls

Featured Photographer: Christine Milleker

ACC: How long have you been in the Arundel Camera Club?

CM: On and off since Fall 2009.

ACC: What offices have you held in the club?

CM: None until I became Programs Chair this year.

ACC: How long have you been into photography?

CM: I have always liked taking photos, but I really became a photographer when I met John in October 2008, that got me really started taking photos and composition, knowing my camera, and using more than just a point and shoot. I love all the alternative processes he has introduced me to since then including cyanotypes, anthotypes, pinhole cameras, dichromate processes, salt prints, platinum palladium, or wet plate collodion. The history of photography really captures me and I try to learn more and more about it every year.

ACC: What equipment do you shoot with?

CM: Three years ago I switched from Canon to Nikon and my primary camera is a Nikon D850, I have a range of lenses to get anything from wide angle to distant (16mm-500mm). I also use a Canon film camera on occasion, but I am usually photographing black and white film if I'm using that.



Christine Milleker
Macro



Christine Milleker
Night Skies over West VA

Featured Photographer: Christine Milleker

ACC: How would you describe yourself? Your photography?

CM: I love to work with people, I am caring and fun loving. I strive to show respect to everyone and try to show that in my photography. My photographs are not necessarily technical, I strive to show the simple things in life in my photos and try to share that with those who see my photos. Sometimes the simple things are enough, and just as beautiful as the elaborate.

ACC: What are your favorite subjects?


CM: I love to shoot macro, nature (especially birds and animals), portraits, and on occasion landscapes.

ACC: How has your approach to photography evolved?

CM: When I first started, I just took photos of everything. Now I'm more deliberate about what I photograph and strive to get my vision in just a few shots.

ACC: Where do you find inspiration or motivation?

CM: I try to find something anywhere I go...to see something beautiful in the every day or in the world...When we travel, I love it, the change of scenery and the beautiful places we go, but I also try to find inspiration in my own home, in the small things around us (macro), I love to photograph children, to capture their playfulness, and their small smiles/achievements. To capture the beauty of an animal as it hunts, rests, sleeps, eats, survives... There is so much around us that if we open our eyes we can capture, if we try.



Christine Milleker
Rawlings Oil Endeavour April 2020



Christine Milleker
Eastern State Pen Cyan

Featured Photographer: Christine Milleker



Christine Milleker
Carnivore



Christine Milleker
Vegetarian Decay




Christine Milleker
Rawlings Oil Wolf April 2020



Christine Milleker
Macro

Field Trip: Maryland Zoo



What I did over the summer




Bob Webber




Ed Niehenke



Elaine Hambly



Fred Venecia




JC Williams



Julie Bennett

What I did over the summer



Richard Stolarski



Susan Webber



Ron Peiffer



Louis Sapienza





Mike Thomas



Michelle Barkdoll

Field Trip: Lake Waterford Park



Social Media/Distancing

Web Site

The club website can be found at <https://arundelcameracub.org/>. On the website you can find the club calendar and newsletters as well as other information like our constitution and by-laws.

Mailing List

The club has a mailing list where we send out information to club members including information about calendar changes, contests, publishing newsletters, etc. To be added to the mailing list send an email to webmaster@arundelcameracub.org. You can remove yourself from the mailing list at any time.

Newsletters

You can find out newsletters on our website. The newsletter has information on contest results and field trips as well as upcoming events and member accomplishments. You can find the archive of club newsletters at <https://arundelcameracub.org/newsletter/>.

FaceBook

The club has a FaceBook Group which we are relying on during the COVID-19 restrictions. You can find the group here <http://facebook.arundelcameracub.org/>. If you are not a member, you can request to join the group. It is a public group. Anyone on FaceBook can see our posts but only members can make posts. All of our virtual meetings have been broadcast via FaceBook.

YouTube

Videos of all of our virtual meetings and contests have been posted to YouTube. If you do not want to join FaceBook or missed one of our online meetings, you can see recordings here. You can find them here <http://youtube.arundelcameracub.org/>.

Instagram

David Joyner has volunteered to create a club Instagram account for us to experiment with. You can find it at <http://instagram.arundelcameracub.org/>.

Club Information

Meeting Nights

The Arundel Camera Club meets every Wednesday evening at 7:00 PM and usually finish by 9:00 PM. Due to COVID-19 we are currently meeting virtually on FaceBook.

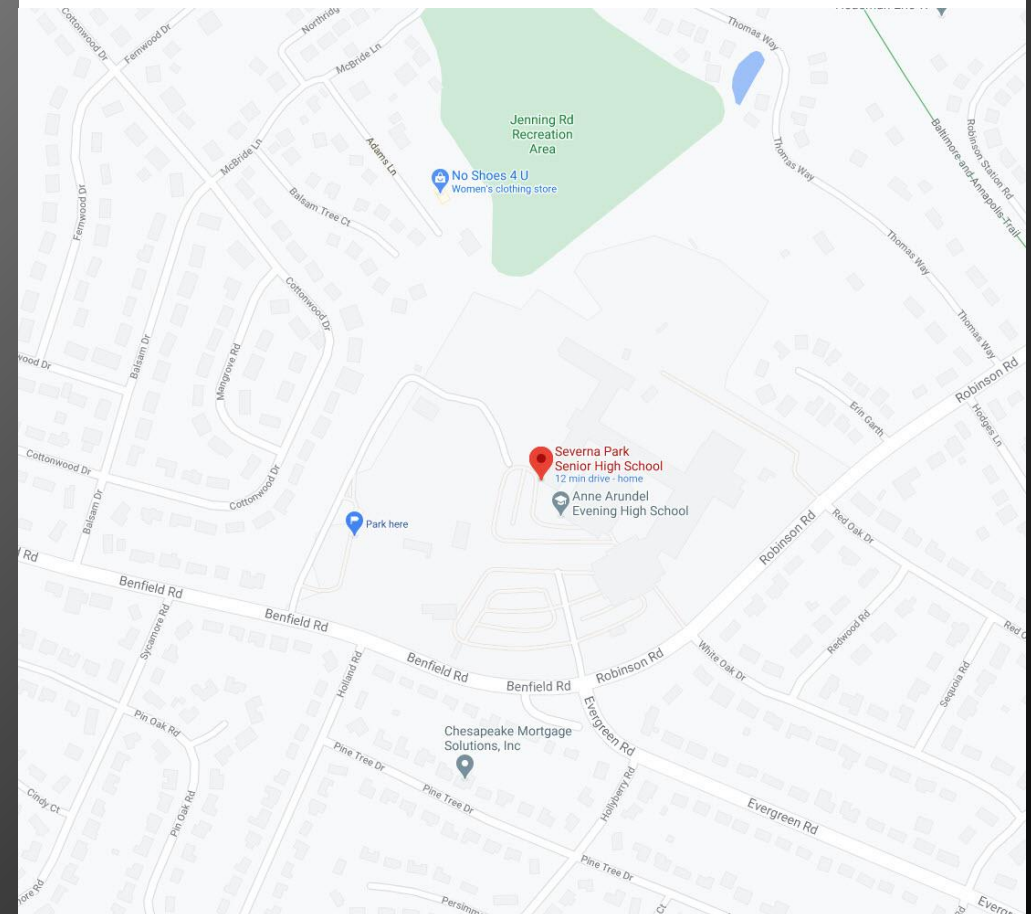
Meetings are open to the public, but only dues paying members may enter competitions. Meetings alternate between programs of informative speakers, photographic assignments, and photographic competitions. Competitions give us a chance to show off our work and to get constructive critiques from our judges. Ribbons are awarded for first through fourth place and honorable mention. Normally we have competitions for color prints, monochrome prints, and digital images. Currently we are only holding digital competitions. Competitions are held for both novice and unlimited club members. Awards are awarded at the end of year banquet. Pending COVID-19 restrictions, the club also has monthly photographic field trips to locations of interest. This is a chance to go out and practice what we learned during programs, a time to socialize with other club members, and a chance to do a little photographic exploration.

Membership Rates

Individual \$35.00
Family \$15.00 each additional family member

Directions

When we resume meeting in person, we meet at the [Severna Park High School](#) which is located at 60 Robinson Road, Severna Park, MD 21146-2899. You can park in the teacher's lot on the left of the school and come in the side door. We must put the room back the way we found it and vacate the building by 9:00 PM.



Club Officers and Points of Contact

President -	John Milleker, Jr.	president@arundelcameraclub.org
Past-President -	Chip Bulgin	pastpresident@arundelcameraclub.org
VP of Programs -	Christine Milleker	programs@arundelcameraclub.org
Co-VP of Competition -	Louis Sapienza	contests@arundelcameraclub.org
Treasurer/Secretary/Membership -	Jackie Colestock	sec-treas@arundelcameraclub.org
Newsletter -	Mike Thomas	newsletter@arundelcameraclub.org
Field Trips -	Michelle Barkdoll	field-trips@arundelcameraclub.org
Member at Large -	Susan Webber Elaine Hambly	exec_comm@arundelcameraclub.org
Webmaster -	Mike Thomas Russ Zaccari David Joyner	webmaster@arundelcameraclub.org
Maryland Photography Alliance -	Ron Peiffer	mpa@arundelcameraclub.org
Refreshments -	Fred Venecia	