

Lens Line Newsletter

An aerial photograph of a blue and yellow biplane flying over a coastal town and water. The plane is leaving a large white smoke trail. The town below has a mix of residential and commercial buildings, and the water is a deep blue-green. The plane's wings have "GoANG.com" and "1-800-TO-GO-ANG" written on them. The tail section has "AIRCLUB" written on it.

August 2020

www.arundelcameraclub.org

Contents

3 - Draft 2020-2021 Schedule

4 - Contests

5 - Club Announcements

6 - Social Media/Distancing

7 - Featured Photographer

10 - Wheat Threshing, Steam and Gas Engine Show

11 - Picnic Photo Assignment

12 - Photographic Style

16 - Club Information

17 - Club Officers and Points of Contact



On the Cover: The cover image shot by John Milleker, Jr. and shared with the club during our discussion on Photographic Style.

Above: The above image by club member Mike Thomas of club member Marilou Burleson at the club picnic.

Copyright info: All Rights Reserved to the images in this newsletter by the respective photographers.

Draft 2020-2021 Schedule

September (Photo assignment - Your Favorite Drink)

- 2 Officers discuss the coming year
- 9 Year/Intro/What I did over the Summer Slideshow
- 16 Program: Richard Stolarski: Working in Adobe Bridge
- 19 Field Trip: Maryland Zoo
- 23 Contest: Digital – Open
- 25 Field Trip: World War II Victory Commemoration Fly Over
- 30 Program: Brian Flynn: Can Photography Help Guide Us Through Chaos and Crisis

October

- 7 September Photo Assignment - Your Favorite Drink
- 14 Program: Don Rosenberger: Abstract Photography
- 17 Field Trip: Spocott Windmill- Cambridge, MD
- 21 Contest: Digital - Patterns
- 22 Brian Boru's ACC fundraising Event
- 28 Program: Steve Hane

November

- 4 October Photo Assignment
- 7-8 Field Trip: Baltimore Museum of Industry
- 11 Program: Greg Holden: Leading Lines Talk
- 18 Contest: Digital - Open
- 25 No Meeting (Thanksgiving)

December

- 2 November Photo Assignment
- 9 Contest: Digital - Leading Lines
- 16 Holiday Party - Cathy & Greg Hockel's
- 23 No Meeting (Christmas)
- 30 No Meeting (New Year's)

January 2021

- 6 Contest: Color & Monochrome Prints - Open
- 13 Photo Talk or Program - TBD
- 20 Contest: Digital - Open
- 27 Program – TBD

February

- 3 Contest: Color & Monochrome Prints – Close-Up/Macro
- 10 Program - TBD
- 17 Contest: Digital - Close-Up/Macro
- 24 Program: David Luria: Washington, DC, A Photographer's Paradise

March

- 3 Contest: Color & Monochrome Prints – Open
- 10 Program – TBD (Check School Closed for Students?)
- 17 Contest: Digital - Open
- 24 Program - TBD
- 31 Program – Tabletop

April

- 7 Contest: Color & Monochrome Prints – 1-Light Portrait
- 14 Program: Rodney Clark
- 21 Contest: Digital – 1-Light Portrait
- 24 End of Year Contest
- 28 Program: Macro Table Top Night

May

- 5 Business Meeting
- 12 Contest: Club Events
- 19 Program – TBD
- 26 End of Year Banquet

June

- 2 New Officer's Meeting

Contests

Changes to Contests

Due to COVID-19 we continue to meet virtually and have had to cancel the print contests for the 2020 Fall club year. To offset the loss of two print contests, we have decided to hold two digital contests. We will host these contests on the normal digital contest nights published on our club calendar each month. We will hold a COLOR digital contest and a MONOCHROME digital contest. Between novice and unlimited we will actually have four contests. To make the duration of the contest night reasonable, we have decided to limit entries to two per contest, two COLOR and two MONOCHROME. So you will be entering up to four images.

We will use the normal digital entry process. The naming convention will be updated as follows

For COLOR digital

n_Title_(Color)_Initials.jpg or u_Title_(Color)_Initials.jpg

For MONOCHROME

n_Title_(Monochrome)_Initials.jpg or u_Title_(Monochrome)_Initials.jpg

The points you earn in COLOR digital will count towards your advancement in digital and 2020-2021 end of year awards. The points you earn in MONOCHROME will only count towards 2020-2021 end of year awards. If you win 1st through 4th in MONOCHROME digital, you can reenter these images in Monochrome prints when print contests resume.

We will revisit these decisions and adjust accordingly pending COVID-19 restrictions.

Contest Themes

Close-Up / Macro - The photograph should be taken from a position very near the subject. Generally this means that the lens should be focused at or near its closest focusing position. The use of screw on close up filters, extension tubes and macro lenses is permitted. [Click here for examples of Close-Up/Macro.](#)

Patterns - Patterns are simply repeated shapes, colors or objects, ordered in either regular or irregular formations. As a photographer, using pattern is key to good composition and, when used effectively, can transform an otherwise bland image into something dramatic and eye catching. [Click here for examples of Patterns.](#)

Leading Lines - Leading lines refers to a technique of composition where the viewer of your photos attention is drawn to lines that lead to the main subject of the image. A leading line paves an easy path for the eye to follow through different elements of a photo. [Click here for examples of Leading Lines.](#)

One Light Portrait - One light portrait lighting uses a single key light or main light. This is usually a speedlight or strobe. It's only one light. But you can supplement with a reflector, a window, or the sunlight. Each lighting pattern talks about where to place the light in relation to the subject. [Click here for examples of One Light Portraits.](#)

Club Announcements

Monthly Photo Assignments

To compensate for a loss of print contests this fall, we will be hosting monthly photo assignments. This assignment for September is "Your Favorite Drink!". You will have one month to complete the assignment.

This is not an exercise in pulling your best images from your lifelong catalog of photographs. This is a timed assignment. Photos should be taken in the month of the assignment.

All club members are welcome to participate. You may submit three images. Use the club naming and formatting guidelines for your digital submissions. We will submit images to programs@arundelcameraclub.org prior to the meeting night where we will go over and discuss the images. Feel free to also upload and post your images to our club FaceBook group.

The discussions are part show and tell for the photographer who submitted the image and part peer constructive criticism from club members.

For members paid and in good standing, we will select the best of from the night and they will be awarded a certificate at the End of Year awards.

Featured Photographer

In 2014-2015 we ran a series of articles featuring different club members. You can find these features on the club website by clicking on the [Featured Photographer](#) link. We are going to restart this series for this club year. Since I couldn't get anyone else to interview this month by the deadline, I am updating my feature. In following months, watch for other featured club photographers. If you would like to be featured, send an email to newsletter@arundelcameraclub.org.

Membership

As always, paid membership is not necessary just to join in on our programs and field trips. However, one of the best ways to grow and stay sharp as a photographer is the constructive feedback on your work through competitions. If you wish to enter our digital contests and be considered for the photo assignment awards, our dues remain a reasonable \$35 per individual plus \$15 for each additional family member. Because a few of our fund raising events have been cancelled, funds from memberships is more important than ever this year. It keeps us operational and gives us wiggle room to continue bringing unique and educational opportunities to all.

This year membership can be paid by mail. Complete the membership form on our website at arundelcameraclub.org/membership/. Please have each member of your family complete the membership form for family membership. Even if you are renewing please complete and submit the membership form to update our records!

Make checks out to 'Arundel Camera Club' and mail to:

Michelle Barkdoll
P.O. Box 568
Glen Burnie, MD 21060

Don't delay, checks are delivered from Michelle to Jackie every week and we must have your payment before you can enter either contest or be considered for the photo assignment 'best of show' certificate.

Social Media/Distancing

Web Site

The club website can be found at <https://arundelcameraclub.org/>. On the website you can find the club calendar and newsletters as well as other information like our constitution and by-laws.

Mailing List

The club has a mailing list where we send out information to club members including information about calendar changes, contests, publishing newsletters, etc. To be added to the mailing list send an email to webmaster@arundelcameraclub.org. You can remove yourself from the mailing list at any time.

Newsletters

You can find out newsletters on our website. The newsletter has information on contest results and field trips as well as upcoming events and member accomplishments. You can find the archive of club newsletters at <https://arundelcameraclub.org/newsletter/>.

FaceBook

The club has a FaceBook Group which we are relying on during the COVID-19 restrictions. You can find the group here <http://facebook.arundelcameraclub.org/>. If you are not a member, you can request to join the group. It is a public group. Anyone on FaceBook can see our posts but only members can make posts. All of our virtual meetings have been broadcast via FaceBook.

YouTube

Videos of all of our virtual meetings and contests have been posted to YouTube. If you do not want to join FaceBook or missed one of our online meetings, you can see recordings here. You can find them here <http://youtube.arundelcameraclub.org/>

Instagram

David Joyner has volunteered to create a club Instagram account for us to experiment with. You can find it at <http://instagram.arundelcameraclub.org/>.

Featured Photographer: Mike Thomas



Our featured photographer this month is Mike Thomas.

ACC: How long have you been into photography?

MT: I started in High School in 1979. I was on the yearbook staff. I did all of the darkroom work for the yearbook as well as a lot of the photography. My dad loaned me his Nikkormat FT. After High School I put away the camera. I went to college where I earned a degree in Computer Science. I didn't start shooting again until I bought a Nikon D80 Digital SLR in 2006. I didn't do any research into what camera to buy. My dad had taught me on a Nikon, and so I bought a Nikon.

MT: A funny thing happened over the years, my love of photography was rekindled in the digital era. Now that you have to download your images and process them yourself on a computer vs. in a darkroom, my interest in computers and photography merged. I've been shooting steady ever since.



Mike Thomas
Nikkormat FT



Mike Thomas
Helmstetter's Curve, Cumberland to Frostburg, MD

Featured Photographer: Mike Thomas

ACC: What equipment do you shoot with?

MT: I have been a life long Nikon shooter but today I shoot mostly with my Olympus OM-D E-M1X Mirrorless. I just got tired of hauling around all that heavy equipment. I love my Olympus. It has some great capabilities for night photography with live bulb and composite as well as macro capabilities.

ACC: What are your favorite subjects?

MT: My favorite subjects are wildlife, particularly birds. My wife and I travel all over to shoot wildlife. My favorite National Parks are Blackwater here in Maryland, Bosque del Apache in New Mexico, and Katmai National Park, Alaska. We have also been to Canada, Australia, and Costa Rica to photograph birds. I also love to shoot steam trains. Luckily we have the Scenic Western Maryland Railroad in Cumberland.

ACC: How long have you been in the Arundel Camera Club?

MT: I joined in 2006. I have served multiple tours as Co-VP for programs, Co-VP for contests, webmaster, and newsletter editor. I've been editing and publishing the newsletter since 2010. This is an all volunteer club. Without volunteers we would cease to exist.

ACC: What photographers have inspired you?

MT: Wildlife and bird photographers that inspire me include [Moose Perterson](#), [Alan Murphy](#), and [David Hemmings](#). I also follow [David Hobby](#), a.k.a. the Strobist, who is a local Marylander and is single-handedly responsible for me owning eight strobes. Finally, even though I'm not much of a portrait shooter, I really like [Joe McNally](#).



Mike Thomas
Grizzly, Brooks Falls, Alaska



Mike Thomas
Baltimore and Domino Sugar

Featured Photographer: Mike Thomas

ACC: How would you describe yourself?

MT: I'm detail oriented and being a computer scientist, I know every button, dial, mode, and menu item for all of my equipment. I have a greater appreciation of technically difficult photographs like stopping the motion in a hummingbird's wings or catching a salmon in mid flight into the jaws of a grizzly. Sometimes I'm blinded by the technical challenge of a photograph vs. its aesthetics. So it never ceases to amaze me when a photo of a pet or a common animal like a blue heron beats an eagle in flight.

MT: I'm a little introverted and therefore lack self confidence when doing portraits. I've long gotten over getting up at the crack of dawn for the light. I would much rather get a sunset than a sunrise.

ACC: How would you describe your photography?

MT: Eclectic...You are just as likely to find photos of fruit, trains, people, buildings, or wildlife in my portfolio. I have not mastered landscape photography. My landscapes are always very two dimensional. Rarely do I have a foreground, mid ground and background in my landscapes so they tend to lack depth. I'm red/green shade blind so I tend to do much better at B&W photography than I do color. I always have to ask my wife if the colors look right in my color images.

ACC: Noteworthy accomplishments?

MT: I was the photographer of the year three years running, 2010-2012, in the Bowie Crofton Camera Club. In 2018 I was awarded BCCC's Master Photographer. My photo "Baltimore and Domino Sugar" placed second in the Maryland Photo Alliance contest this year. I've sold a number of prints and won a few contests. "Brush Tunnel" and "Supermoon Rising Over D.C." are two of my most popular images. You can find more of my images on my website mikethomas.photos.



Mike Thomas
Brush Tunnel



Mike Thomas
Supermoon Rising Over D.C.

Wheat Threshing, Steam and Gas Engine Show



Picnic Photo Assignment



Photographic Style

On August 12th we had a lively program on “Photographic Style” where club members shared a set of photographs from their respective collections representing a “style” of photography.

We had a lively debate on what constitutes “Photographic Style?”

Could it be subject matter. For example portraits (e.g., women, men, kids), transportation (e.g. airplanes, cars, trains), landscapes, architecture, macro, wildlife, insects, flowers, etc. Marilou shared a number of portraits with us. John showed us some great aerial photos of airplanes shot from airplanes. Mike shared some images of steam trains. JC shared some great images of flowers.

Could it be techniques used. For example alternative processes like wet plate or cyanotype, infrared? John showed us some wet plate images and Chris showed us some cyanotype images.

Could it be something as simple as how you format your images. Marilou used a square format and Ed used panoramic.

Could it be something more conceptual like humor or whimsy. Bob shared some images that captured his sense of humor.

I would have argued that photographic style is what sets you apart from others, makes you marketable and your images sell. It's your brand.

It turns out it is not nearly so simple. I think we can all agree with Georgia Schumacher who said in an article titled [“7 Types of Photography Styles to Master”](#) published 23 November 2018.

“While most photographers specialize in one or two different types of photography experimenting with various photography styles can help to expand your skill set.”

Style



Bob Webber



Bob Webber



Bob Webber



Christine Milleker




Christine Milleker



Christine Milleker

Style



Style



John Milleker, Jr.




John Milleker, Jr.



John Milleker, Jr.



Marilou Burleson



Marilou Burleson



Marilou Burleson

Club Information

Meeting Nights

The Arundel Camera Club meets every Wednesday evening at 7:00 PM and usually finish by 9:00 PM. Due to COVID-19 we are currently meeting virtually on FaceBook.

Meetings are open to the public, but only dues paying members may enter competitions. Meetings alternate between programs of informative speakers, photographic assignments, and photographic competitions. Competitions give us a chance to show off our work and to get constructive critiques from our judges. Ribbons are awarded for first through fourth place and honorable mention. Normally we have competitions for color prints, monochrome prints, and digital images. Currently we are only holding digital competitions. Competitions are held for both novice and unlimited club members. Awards are awarded at the end of year banquet.

Pending COVID-19 restrictions, the club also has monthly photographic field trips to locations of interest. This is a chance to go out and practice what we learned during programs, a time to socialize with other club members, and a chance to do a little photographic exploration.

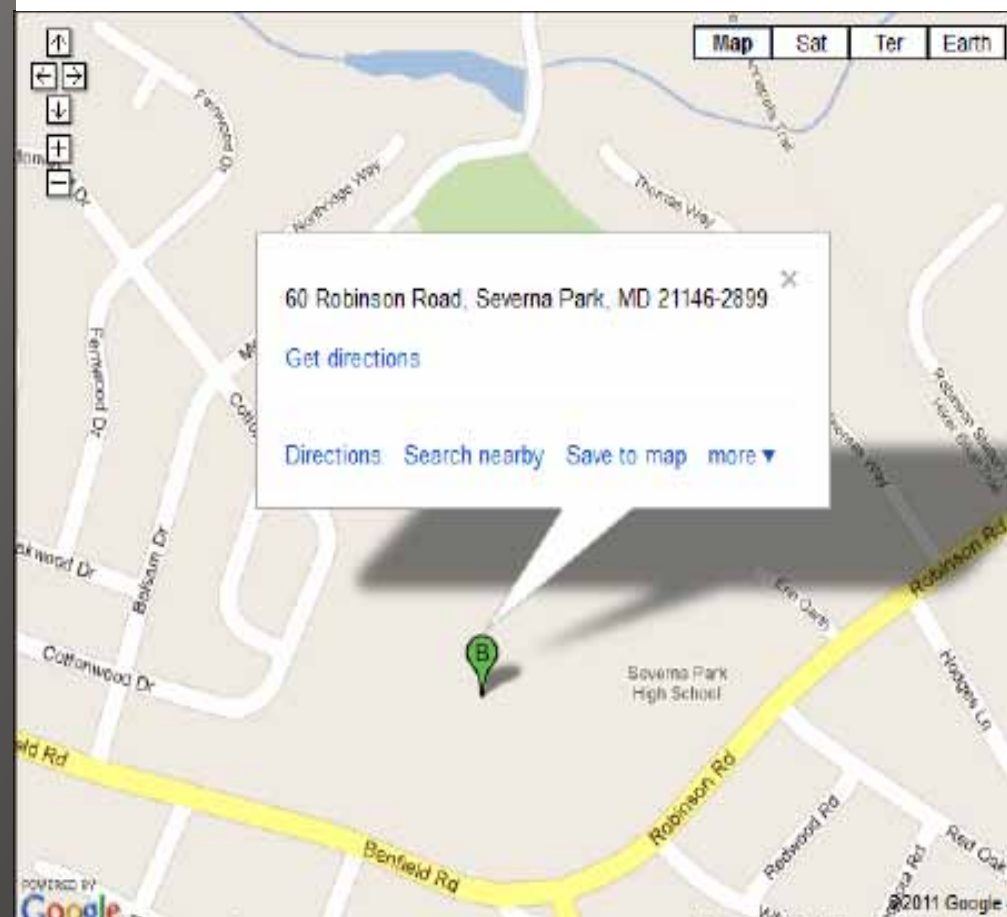
Membership Rates

Individual \$35.00

Family \$15.00 each additional family member

Directions

When we resume meeting in person, we meet at the Severna Park High School which is located at 60 Robinson Road, Severna Park, MD 21146-2899. You can park in the teacher's lot on the left of the school and come in the side door. We must put the room back the way we found it and vacate the building by 9:00 PM.



Club Officers and Points of Contact

President -	John Milleker, Jr.	president@arundelcameraclub.org
Past-President -	Chip Bulgin	pastpresident@arundelcameraclub.org
VP of Programs -	Christine Milleker	programs@arundelcameraclub.org
Co-VP of Competition -	Louis Sapienza	contests@arundelcameraclub.org
Treasurer/Secretary/Membership -	Jackie Colestock	sec-treas@arundelcameraclub.org
Newsletter -	Mike Thomas	newsletter@arundelcameraclub.org
Field Trips -	Michelle Barkdoll	field-trips@arundelcameraclub.org
Member at Large -	Susan Webber Elaine Hambly	exec_comm@arundelcameraclub.org
Webmaster -	Mike Thomas Russ Zaccari David Joyner	webmaster@arundelcameraclub.org
Maryland Photography Alliance -	Ron Peiffer	mpa@arundelcameraclub.org
Refreshments -	Fred Venecia	