

Lens Line Newsletter



July 2020

www.arundelcameraclub.org

Contents

3 - Summer Schedule / Contest Themes

4 - Draft 2020-2021 Schedule

5 - Social Media/Distancing

6 - Soap & Bubbles Assignment

8 - Kinder Park Outing

10 - Spruce Knob Field Trip

12 - Vacation Hotspots

13 - Club Information

14 - Club Officers and Points of Contact



On the Cover: The cover image is John Milleker, Jr. at the Spruce Knob overnight field trip.

Above: The above image by club member Michelle Barkdoll at the Spruce Knob overnight field trip.

Copyright info: All Rights Reserved to the images in this newsletter by the respective photographers.

Summer Schedule

Contest Themes

- 5 Topic - "Photographers who inspire you."
- 7-9 Field Trip - 60th Annual Old-Time Wheat Threshing, Steam and Gas Engine Show - Free admission/parking - 5806 Federalsburg Hwy, Federalsburg MD
<https://www.threshermen.org/>
- 12 Topic - Influential Photographers, "Ansel Adams"
- 19 Talking about Astrophotography with with club members who met up at Spruce Knob, WV.
- 22 Club Picnic at Jackie ColeStock's
- 26 Photo Assignment - Picnics
- 29-30 Field Trip: 1st Annual Carroll County Balloon Festival - Carroll County Agricultural Center - \$20 Admission Fee
<http://www.carrollcountyballoonfestival.com/>


Contest Themes

Close-Up / Macro - The photograph should be taken from a position very near the subject. Generally this means that the lens should be focused at or near its closest focusing position. The use of screw on close up filters, extension tubes and macro lenses is permitted. [Click here for examples of Close-Up/Macro.](#)

Patterns - Patterns are simply repeated shapes, colors or objects, ordered in either regular or irregular formations. As a photographer, using pattern is key to good composition and, when used effectively, can transform an otherwise bland image into something dramatic and eye catching. [Click here for examples of Patterns.](#)

Leading Lines - Leading lines refers to a technique of composition where the viewer of your photos attention is drawn to lines that lead to the main subject of the image. A leading line paves an easy path for the eye to follow through different elements of a photo. [Click here for examples of Leading Lines.](#)

One Light Portrait - One light portrait lighting uses a single key light or main light. This is usually a speedlight or strobe. It's only one light. But you can supplement with a reflector, a window, or the sunlight. Each lighting pattern talks about where to place the light in relation to the subject. [Click here for examples of One Light Portraits.](#)



Marilou Burleson

Draft 2020-2021 Schedule

September - Photo Assignment - TBD

- 2 Year Intro/What I did over the Summer Slide show
- 9 Contest - Color & Monochrome Prints - Open
- 16 Program - TBD
- 19-20 Field Trip - Maryland Zoo
- 23 Contest - Digital - Open
- 25 Field Trip - World War II Victory Commemoration Fly Over
- 26 Field Trip - Easton Airport Day
- 30 Program - Tabletop

October - Photo Assignment - TBD

- 7 Contest - Color & Monochrome Prints - Patterns
- 14 Program - TBD
- 17 Field Trip - Spocott Windmill- Cambridge, MD
- 18 Odyssey of Light
- 21 Contest - Digital - Patterns
- 28 Program - TBD

November - Photo Assignment - TBD

- 4 Contest - Color & Monochrome Prints - Open
- 7-8 Field Trip - Baltimore Museum of Industry
- 11 Program - TBD
- 18 Contest - Digital - Open
- 25 No Meeting (Thanksgiving)

December - Photo Assignment - TBD

- 2 Contest - Color & Monochrome Prints - Leading Lines
- 9 Contest - Digital - Leading Lines
- 16 Holiday Party - Cathy & Greg Hockel's
- 23 No Meeting (Christmas)
- 30 No Meeting (New Years)
- TBD Field Trip - TBD

January 2020 - Photo Assignment - TBD

- 6 Contest - Color & Monochrome Prints - Open
- 13 Photo Talk or Program - TBD
- 20 Contest - Digital - Open
- 27 Program - TBD
- TBD Field Trip - TBD

February - Photo Assignment - TBD

- 3 Contest - Color & Monochrome Prints - Close-Up/Macro
- 10 Program - TBD
- 17 Contest - Digital - Close-Up/Macro
- 24 Program - TBD
- TBD Field Trip - TBD

March - Photo Assignment - TBD

- 3 Contest - Color & Monochrome Prints - Open
- 10 Program - TBD (Check School Closed for Students?)
- 17 Contest - Digital - Open
- 24 Program - TBD
- 31 Program - Tabletop
- TBD Field Trip - TBD

April - Photo Assignment - TBD

- 7 Contest - Color & Monochrome Prints - 1-Light Portrait
- 14 Program - TBD
- 21 Contest - Digital - 1-Light Portrait
- 24/25 End of Year Contest
- 28 Program - TBD
- TBD Field Trip - TBD

May - Photo Assignment - TBD

- 5 Business Meeting
- 12 Contest - Club Events
- 19 Program - TBD
- 26 End of Year Banquet
- TBD Field Trip - TBD

June

- 2 New Officer's Meeting
- TBD Field Trip - TBD

Social Media/Distancing

Web Site

The club website can be found at <https://arundelcameraclub.org/>. On the website you can find the club calendar and newsletters as well as other information like our constitution and by-laws.

Mailing List

The club has a mailing list where we send out information to club members including information about calendar changes, contests, publishing newsletters, etc. To be added to the mailing list send an email to webmaster@arundelcameraclub.org. You can remove yourself from the mailing list at any time.

Newsletters

You can find out newsletters on our website. The newsletter has information on contest results and field trips as well as upcoming events and member accomplishments. You can find the archive of club newsletters at <https://arundelcameraclub.org/newsletter/>.

FaceBook

The club has a FaceBook Group which we are relying on during the COVID-19 restrictions. You can find the group here <http://facebook.arundelcameraclub.org/>. If you are not a member, you can request to join the group. It is a public group. Anyone on FaceBook can see our posts but only members can make posts. All of our virtual meetings have been broadcast via FaceBook.

YouTube

Videos of all of our virtual meetings and contests have been posted to YouTube. If you do not want to join FaceBook or missed one of our online meetings, you can see recordings here. You can find them here <http://youtube.arundelcameraclub.org/>

Please join YouTube and Follow our page. Once we have 100 followers, they will let us replace the random numbers with our club name. We currently have 13 subscribers. So please subscribe.


Soap and Bubbles Assignment



Michelle Barkdoll



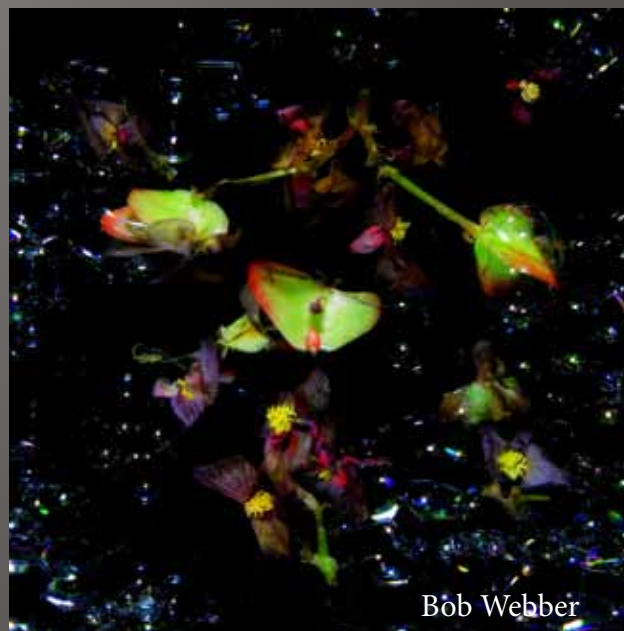
Janet Payton



David Joyner



Elaine Hambly

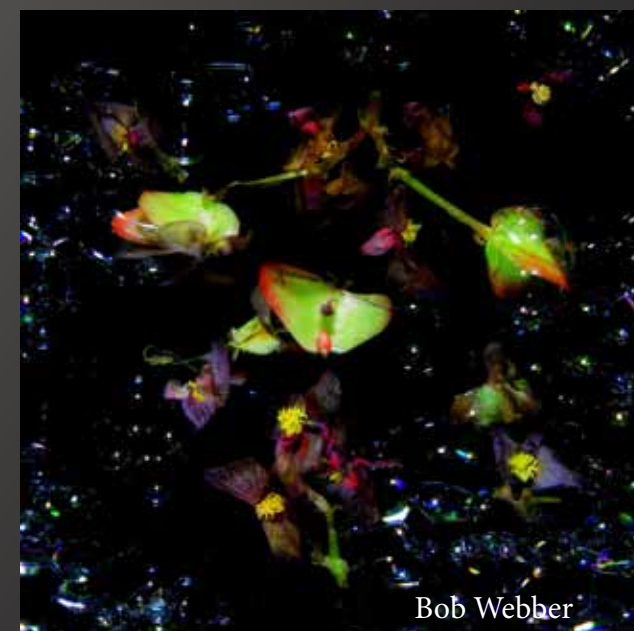



Bob Webber



Ed Niehenke

Soap and Bubbles Assignment



Kinder Park Outing



Kinder Park Outing



Bob Webber



Ed Niehenke



Michelle Barkdoll



Mike Thomas



Mike Thomas



Bob Webber

Spruce Knob Field Trip



Michelle Barkdoll



Michelle Barkdoll



John Milleker, Jr.



Cherl Kerr



Cheryl Kerr

Spruce Knob Field Trip



Vacation Hot Spots



Beth Bandy



Bob Webber



Ed Niehenke



Elaine Hambly



Susan Webber



Michelle Barkdoll

Club Information

Meeting Nights

The Arundel Camera Club meets every Wednesday evening when school is in session and weather permitting. We only meet if the School is open. Check for school closings at the following link <http://www.aacps.org/>.

We meet at 7:00 p.m. and usually end before 9:00 p.m. The school doors are locked. We man the doors until 7:00 p.m.. It is important to be there by then to gain entrance to the school. Meetings are open to the public, but only dues paying members may enter competitions.

Meetings alternate with programs of informative speakers and photographic competitions. Competitions give us a chance to show off our work and to get constructive critiques from our judges. Ribbons are awarded for first through fourth place and honorable mention. We have competitions for slides, color prints, monochrome prints, and digital images. Competitions are held for both novice and unlimited club members. Awards are awarded at the end of year banquet.

The club also has monthly photographic field trips to locations of interest. This is a chance to go out and practice what we learned during programs, a time to socialize with other club members, and a chance to do a little photographic exploration.

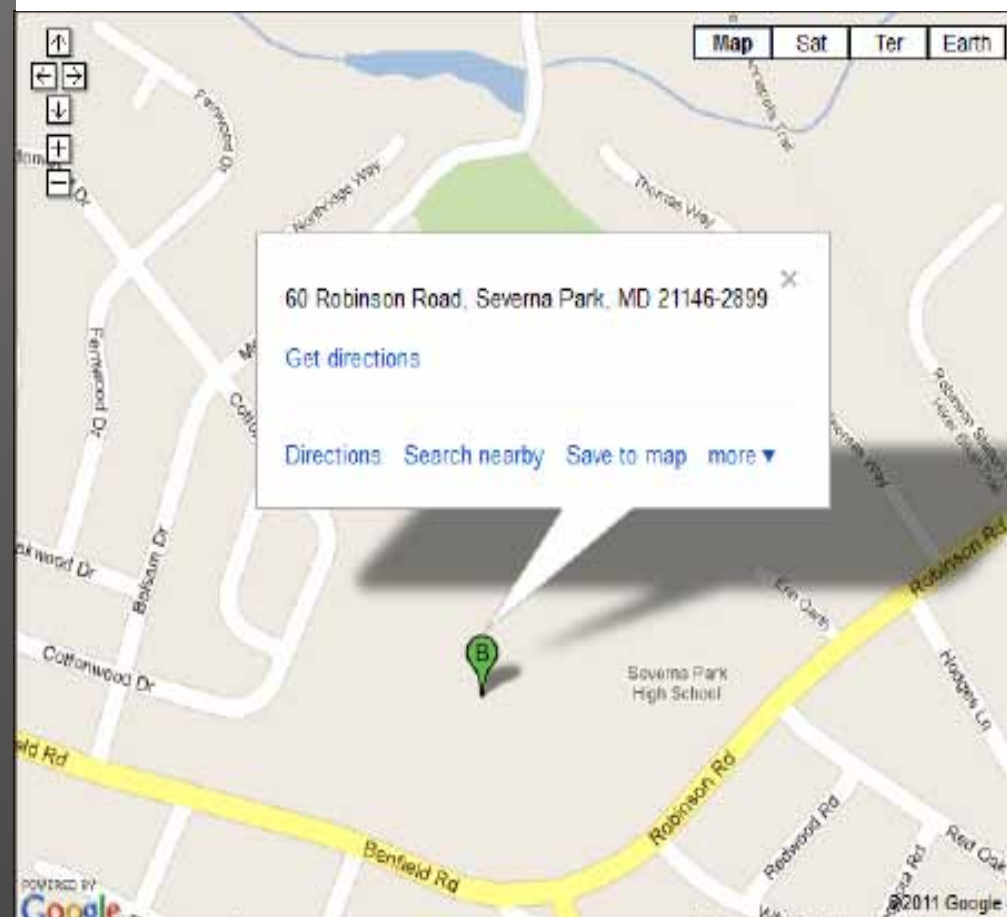
Membership Rates

Individual \$35.00

Family \$15.00 each additional family member

Directions

We meet at the Severna Park High School which is located at 60 Robinson Road, Severna Park, MD 21146-2899. We are now meeting in the new building in room 166 on the first floor. You can park in the teacher's lot on the left of the school and come in the side door. We must put the room back the way we found it and vacate the building by 9:00 PM.



Club Officers and Points of Contact

President -	John Milleker, Jr.	president@arundelcameraclub.org
Past-President -	Chip Bulgin	
VP of Programs -	Christine Milleker	programs@arundelcameraclub.org
Co-VP of Competition -	Louis Sapienza	contests@arundelcameraclub.org
Treasurer/Secretary/Membership -	Jackie Colestock	sec-treas@arundelcameraclub.org
Newsletter -	Mike Thomas	newsletter@arundelcameraclub.org
Field Trips -	Michelle Barkdoll	field-trips@arundelcameraclub.org
Member at Large -	Susan Webber Elaine Hambly	exec_comm@arundelcameraclub.org
Webmaster -	Mike Thomas Russ Zaccari David Joyner	webmaster@arundelcameraclub.org
Maryland Photography Alliance -	Ron Peiffer	mpa@arundelcameraclub.org
Refreshments -	Fred Venecia	