



# Lens Line Newsletter

March 2018

[www.arundelcameraclub.org](http://www.arundelcameraclub.org)

# Contents

*3 - 2017-2018 Schedule*

*4 - Club Announcements*

*5 - Solarization*

*8 - Bromo Seltzer Arts Tower*


*12 - February Digital Contest Results*

*16 - February Color Contest Results*

*18 - February Monochrome Contest Results*

*21 - Club Officers & POCs*

*22 - Club Information*



**On the Cover:** The cover image was taken by club member David Joyner titled “Glass Abstract” and won 1st Place in the March Unlimited Digital competition.

**Above:** The above image was taken by club member Dawn Grannas titled “ Florida Polytechnic University” and won Honorable Mention in the February Unlimited Digital competition.

**Copyright info:** All Rights Reserved to the images in this newsletter by the respective photographers.



# 2017-2018 Schedule

## January 2018

31 Program: [Zolt Levay](#) "Night Photography" (Rescheduled)

## February

4 Exhibit Take Down - Glen Burnie Regional Library 1:00 pm  
7 Program: [Fred Lagno](#) - Model HO Railroad Photography  
14 Contest: Color & Monochrome Prints – Reflections  
17 Field Trip: [Franciscan Monastery of the Holy Land in America](#)  
21 Program: [Scott Dine](#) - Surrealism  
24 Field Trip: Chip's Studio  
28 Contest: Digital – Reflections

## March

7 Program: Peter Stern "Aerial Photography"  
14 Contest: Color & Monochrome Prints – Open  
21 Program: TBD  
24 Field Trip:  
28 Contest: Digital – Open

## April

4 Program: Leon Johnson - Portrait Photography Shoot & Post Processing  
11 Contest: Color & Monochrome Prints – Surrealism  
18 Tabletop Night  
25 Contest: Digital – Surrealism  
28 Field Trip: [Southern MD. Celtic Festival](#)

## May

2 Program: [Janet Little Jeffers](#)  
5 EOY Contest  
9 Business Meeting  
16 Contest: Club Events  
19 Field Trip: [Baltimore Streetcar Museum](#)  
23 End of Year Banquet  
30 Officer's Meeting

## April Schedule

**April 4: Program - Leon Johnson Portrait Photography and Post Processing** - Leon was scheduled two weeks ago but cancelled due to weather school closure. He has graciously agreed to come give us a glimpse into his unique style of award winning portrait photography and post processing. He will do a short shoot with the lovely Bridgette VanValkenberg and then show us how he post processes an image.

**April 11: Contest - Color & Monochrome Prints – Surrealism** - Surreal photography would be more about creating a world or image which goes beyond the physical world as we know it. It usually shows something which would be impossible in real life or tampers with the line defining what is real and what is imaginary. Surreal = beyond the real. Only dues paying members may participate in contests. You may enter three monochrome prints and three color prints. Images must be printed and matted or mounted.

**April 18: Program - Tabletop Night** - Bring your cameras, lights, and something to photograph like flowers, food, etc. Good opportunity for macro, floral, still life photography learning and teaching.

**April 25: Contest - Digital – Surrealism** - The theme is surrealism. See above for definition. Digital contests are a great way to start competing. Just select, format, name your three images and email them to [contests@arundelcameraclub.org](mailto:contests@arundelcameraclub.org). No matting or printing costs. Only dues paying members may participate in contests. You may enter three digital images.

**April 24: Field Trip: [Southern Maryland Celtic Festival](#)** - The Southern Maryland Celtic Festival for 2018 will be held on Saturday April 28, 2018 at the Jefferson-Patterson Park and Museum. There is a Celtic market place for foods and gifts that provide an old world atmosphere. All-day competitions include pipers, fiddlers, highland dancers, athletes, drummers, pipe bands and Celtic Harpers.

# Club Announcements

## Promotions

To advance from the Novice Class to the Unlimited Class in a category, members must accumulate 50 points in that category. Winners are allotted points for each ribbon they win as follows:

1st Place	8 points
2nd Place	6 points
3rd Place	4 points
4th Place	2 points
Honorable Mention	1 Point

There were no promotions in February.

## Tricolor Ribbons

During a contest, when all three of a club member's photos win a ribbon, we award them a special red, white, and blue tricolor ribbon. During February we had one club members who won the tricolor ribbon:

**Mike Thomas - Monochrome**



## Certificates

Once a club member has reached unlimited in any category, they continue to earn points towards certificates. Total points accrued earns the following certificates:

50 points	Bronze Certificate
100 points	Silver Certificate
150 points	Gold Certificate
200 points	Platinum Certificate
250 points	Master's Certificate

Certificates will be announced at the end of year banquet.

## Thank You

A special thanks goes out to our February judges Zolt Levay, Chip Bulgin, and Scott Dine, and to Fred Lagno for his presentation on Model HO Railroad Photography and to Scott Dine for his presentation on Surrealism.

These photographers and artists have been gracious enough to come judge and/or give programs to the ACC. Without them, we couldn't have a club.




# Solarization

Scans of Solarized Prints by Club Member John Milleker, Jr. I asked John if he had any examples of solarized images, so he went into the darkroom and created these for us. According to John "Officially, this is the Sabattier Effect done in darkroom. Solarization is primarily direct exposure in camera to an extremely bright light for extended times. I still call it solarization. People will do things differently, but the steps I used for mine is exposing the paper about a third less, after my shadows show up in developer and right before midtones appear I cover my developer tray (with the print still developing) with a white translucent cover and then turn on my darkroom light for two seconds. I then remove the white cover and vigorously agitate the print. Then stop bath and fixer as normal.

To adjust, I can expose the print to light sooner or later in the development process. That'll determine where in the print my solarization effect occurs. I can then adjust the darkness of the solarization by the amount of time I expose the print to light. "

You can find more of John's images on his website [John Milleker Photography](http://JohnMillekerPhotography.com).



# Solarization

I asked George Smyth of the, Bowie Crofton Camera Club, if he had any examples of Solarization I could use to explain the technique to club members and George scanned and sent me these two images.

You can find more of George's images on his website [HandMade Photographic Images](http://HandMadePhotographicImages.com).



The first one is standard Sabatier where I brushed the Dektol onto the print.



The second one, just for the fun of it, I contact printed a Sabatier (different from the other one I sent) to reverse it.



# Solarization

Bob Webber created this example of Solarization digitally using a photo editor called Faststone. According to Bob "I converted it to grey scale then used the curve tool. This controls the mapping of camera (input) to viewer image (output) pixels. Normal it is a straight or slightly curved line going from bottom left to top right. To imitate the solarize process I bend the curve into a mangled parabola. Note that both bright and dark camera pixels come out a dark image pixels because the curve folds over.

I suspect that you can do this in photoshop except the control in Photoshop is a little smaller than in Faststone.

Solarize effect is most pronounced when you place the falling slope over the peak in the histogram. That means most of the pixels get the treatment. The falling part of the curve is actually the response for a negative."


Original



Negative





Solarized





# February Field Trip - Bromo Seltzer Arts Tower





# February Field Trip - Bromo Seltzer Arts Tower



Chris Van Valkenberg



David Joyner



Dawn Grannas



# February Field Trip - Bromo Seltzer Arts Tower



Mike Thomas



Dawn Grannas




Mike Thomas



James Mumper



Allart Kok



David Joyner



# February Field Trip - Bromo Seltzer Arts Tower



James Mumper



Allart Kok



Ed Niehenke



Mike Thomas



Bob Webber



# February Novice Digital Competition Results



1st Place - Susan Webber  
"Waiting In Line"



2nd Place - Peter O'Reilly  
"Evie Hiding In The Mirror"




3rd Place - Ed Niehenke  
"Fall Reflections"



# February Novice Digital Competition Results



4th Place - Christina Van Valkenberg  
"Kissy Face"



HM - Bob Webber  
"Prisms Over Water"



HM - Ed Niehenke  
"Ice Reflections"



HM - Peter O'Reilly  
"Swan Running From Reflection"



# February Unlimited Digital Competition Results



1st Place - David Joyner  
"Glass Abstract"



2nd Place - David Joyner  
"Ches College Library"



3rd Place - Mike Thomas  
"Rib Cage"




4th Place - Louis Sapienza  
"Cool Mike"



# February Unlimited Digital Competition Results



HM - Michelle Barkdoll  
"Christmas Construction"



HM - Dawn Grannas  
"Florida Polytechnic University"



HM - Cathy Hockel  
"Juvenile Blue Heron Reflection"



HM - Michelle Barkdoll  
"Open Mouth"



# February Novice Color Competition Results



1st Place - Julie Bennett  
"Fox Hunt"



2nd Place - Laura Lindsay  
"Bathing Beauty"



3rd Place - Fred Venecia  
"Annapolis Waterfront"



4th Place - Ann Hickman  
"City Watch"



HM - Julie Bennett  
"Mom and Me"



# February Unlimited Color Competition Results



1st Place - Cathy Hockel  
"Ibis"



2nd Place - Mike Thomas  
"Superego and the ID"



3rd Place - Chuck Gallegos  
"November"



4th Place - Greg Hockel  
"Special Delivery"




HM - Ron Peiffer  
"Summer Afternoon"




HM - Mike Thomas  
"Sarah"



# February Novice Monochrome Competition Results



1st Place - Ed Niehenke  
"Crystal Cathedral Reflection"



2nd Place - Julie Bennett  
"Tire Conversion"



3rd Place - Cathaleen Ley  
"Tree Reflected in Office Building in Lahaina, Maui"



4th Place - Laura Lindsay  
"Kailua Times Three"




HM - Ann Hickman  
"Balance"

# February Unlimited Monochrome Competition Results



1st Place - Chuck Gallegos  
"Lilly White"



2nd Place - Mike Thomas  
"Pocket Watch"



3rd Place - Greg Hockel  
"El Loco"



# February Unlimited Monochrome Competition Results



© Christine Milleker 2018


4th Place - Christine Milleker  
“Glassy Pondering”



HM - Mike Thomas  
“Puddle”



HM - Mike Thomas  
“Mill”



HM - John Milleker Jr.  
“I Spot You”

# Club Officers and Points of Contact

President -	Chip Bulgin	<a href="mailto:president@arundelcameraclub.org">president@arundelcameraclub.org</a>
Co-VP of Programs -	Greg Hockel Cathy Hockel	<a href="mailto:programs@arundelcameraclub.org">programs@arundelcameraclub.org</a>
Co-VP of Competition -	Mike Thomas Bob Webber	<a href="mailto:contests@arundelcameraclub.org">contests@arundelcameraclub.org</a>
Treasurer/Secretary/Membership -	Jackie Colestock	<a href="mailto:sec-treas@arundelcameraclub.org">sec-treas@arundelcameraclub.org</a>
Newsletter -	Mike Thomas	<a href="mailto:newsletter@arundelcameraclub.org">newsletter@arundelcameraclub.org</a>
Field Trips -	Bob Webber Susan Webber	<a href="mailto:field-trips@arundelcameraclub.org">field-trips@arundelcameraclub.org</a>
Member at Large -	Brian Flynn Ron Peiffer	<a href="mailto:exec_comm@arundelcameraclub.org">exec_comm@arundelcameraclub.org</a>
Webmaster -	Mike Thomas Russ Zaccari	<a href="mailto:webmaster@arundelcameraclub.org">webmaster@arundelcameraclub.org</a>
Maryland Photography Alliance -	Ron Peiffer	
Refreshments -	Fred Venecia	



# Club Information

## Meeting Nights

The Arundel Camera Club meets every Wednesday evening when school is in session and weather permitting. We only meet if the School is open. Check for school closings at the following link <http://www.aacps.org/>.

We meet at 7:30 p.m. and usually end before 9:30 p.m. The school doors are locked. We man the doors until 7:30. It is important to be there by then to gain entrance to the school. Meetings are open to the public, but only dues paying members may enter competitions.

Meetings alternate with programs of informative speakers and photographic competitions. Competitions give us a chance to show off our work and to get constructive critiques from our judges. Ribbons are awarded for first through fourth place and honorable mention. We have competitions for slides, color prints, monochrome prints, and digital images. Competitions are held for both novice and unlimited club members. Awards are awarded at the end of year banquet.

The club also has monthly photographic field trips to locations of interest. This is a chance to go out and practice what we learned during programs, a time to socialize with other club members, and a chance to do a little photographic exploration.

## Membership Rates

Students.....	\$17.50
Individual .....	\$35.00
Family .....	\$15.00 each additional family member

## Directions

We meet at the Severna Park High School which is located at 60 Robinson Road, Severna Park, MD 21146-2899. We are now meeting in the the new building in room 156 on the first floor. You can park in the teacher's lot on the left of the school and come in the side door. We must put the room back the way we found it and vacate the building by 9:30 PM.

