

Lens Line Newsletter



March 2015

www.arundelcameraclub.org

Contents

3 - 2014-2015 Schedule

4 - End of Year Competition / Banquet

5 - Club Events Contest / Business Meeting

6 - Field Trips

7 - Featured Photographer: John Milleker, Jr.

12 - February Field Trip: Udvar Hazy (Part 1)

14 - Table Top Night: Food


16 - February Digital Competition Results "Abstract"

18 - February Color Competition Results "Abstract"

20 - February Monochrome Competition Results "Abstract"

21 - Club Officers & POCs

22 - Club Information



On the Cover: The cover image titled "Liquid Red 1" was taken by club member Charlie Floyd and won 1st Place in the February Novice Color Print Abstract competition.

On This Page: The above image titled "Free Form" was taken by club member Cathy Steele and won 3rd Place in the February Combined Monochrome Print Abstract competition.

Copyright info: All Rights Reserved to the images in this newsletter by the respective photographers.

2014-2015 Schedule

April

- 1 **No Meeting - Spring Break**
- 8 Program: [Matt Schmidt](#) - Macros, Abstracts, and Montages.
- 15 Contest: Digital - Environmental Portrait
- 18 Field Trip: [Shenks Ferry Wildflower Preserve](#)
- 22 Program: [Terry & Belinda Kilby](#) - Drone Photography
- 29 Contest: Color/Monochrome Prints - Environmental Portrait

May

- 6 Contest: Club Events
- 13 Business Meeting
- 20 End of Year Banquet - Pirate's Cove
- 27 Officers Meeting

June

- 6 Field Trip: [World War II Weekend - Mid-Atlantic Air Museum](#)

Schedule Changes

May 13 Business Meeting - Added to Schedule

May 20 End of Year Banquet - Moved from May 13

April Meetings

April 1: No Meeting - Spring Break

April 8: Program: [Matt Schmidt](#) - Macros, Abstracts, and Montages.

April 15: Contest: Digital/Slides - Environmental Portrait

An environmental portrait is a portrait executed in the subject's usual environment, such as in their home or workplace, and typically illuminates the subject's life and surroundings. By photographing a person in their natural surroundings, it is thought that you will be able to better illuminate their character, and therefore portray the essence of their personality, rather than merely a likeness of their physical features. It is also thought that by photographing a person in their natural surroundings, the subject will be more at ease, and so be more conducive to expressing themselves, as opposed to in a studio, which can be a rather intimidating and artificial experience.

The emphasis should be on creating a portrait that tells the viewer something personal about the subject: their job/hobby/passion/etc. The subject should be engaged, that is they should know that they're having their photograph taken.

How do you know someone is a teacher/lumberjack/civil engineer or loves bicycling/tying fishing flies/building robots/coaching little league baseball? You can take pictures of people riding their bike to work all day, but those aren't environmental portraits. But if you sit the little league coach down in the dugout, have him put on his jacket and/or cap, include his whistle, clipboard, and water bottle, frame the shot to include the bench and dugout steps, and engage him in making some photographs, that's an environmental portrait. Click here for examples of [Environmental Portraits](#).

April 22: Program: Local Marylanders [Terry & Belinda Kilby](#) will be giving a talk on Drone Photography. They design, build, and fly copters.

April 29: Contest: Color/Monochrome Prints - Environmental Portrait

End of Year Competition / Banquet

End of Year Competition

Any photograph which has won 1st, 2nd, 3rd, or 4th place in a monthly contest is eligible to be entered in the year-end judging of that program year in the class in which it was originally entered, regardless of the contestant's current class standing. **It shall be the responsibility of the maker to submit any eligible prints(s) to the Contest Chairman by April 29 for the year-end judging.**

No reprints will be allowed in the year-end contest. Thus, the maker should take precautions to ensure the preservation of the original photograph if he/she wishes to enter the picture in exhibitions or competitions outside the club and fears the original may be damaged in the process.

The year-end competitions will be held off site and general attendance by club members will not be allowed. Typically three judges will be used to judge the year-end competition. Voting shall be done electronically using the club voting box.

Based on the final year-end judging, awards will be presented as follows:

ALL CLASSES (color and monochrome prints and digital imagery): 1st, 2nd, 3rd, 4th in each class. From among all of the 1st place winners of the year-end judging a single Photograph of the Year shall be chosen.

The member accruing the highest total points in a category (monochrome prints, color prints, digital imagery) shall receive the following Photographer of the Year Awards:

Monochrome Prints	The Margaret H. Bevan Award
Color Prints	The John R. Boykin Award
Digital Imagery	The Howard L. Penn Award
Novice of the Year	The Frederick R. Kelley Award

The end of year competition awards will be awarded at the yearly club banquet on May 20th.

End of Year Club Banquet

Our end of year club banquet will be on **May 20th** at the Inn at Pirates Cove. This is where we present our best of the best images for the year and give awards to the best monochrome print, digital, and color print photographers for the year as well as present the results of the end of year competition. This is also the last chance to get together and socialize before our summer break.

20 May 2015

7:00 for drinks, 7:30 for dinner

The Inn at Pirate Cove

www.piratescovemd.com

4817 Riverside Dr, Galesville, MD

(410)868-2300

Paid reservations should be in by the May 6th club meeting. Three entrees are offered and all come with a house salad, unlimited soda, tea and coffee, and a chef's choice dessert. Dinners are **\$32** and the club will pay for the tax and tip. Alcoholic beverages are not included.

Please submit your reservation using the form below to Betty Harris. For those who might not be able to make a meeting, your check and dinner selection can be mailed to Betty Harris, 4 ST Andrews RD, Severna Park, MD, 21146. Make checks payable to the Arundel Camera Club.

Dinner Selections:

Stuffed Flounder: Stuffed with Crab Imperial and served with potato du jour and fresh vegetables.

Prime Rib: Served au jus with potato du jour and fresh vegetables.

Chicken Picatta: Sautéed with garlic, butter and herbs and served with potato du jour and fresh vegetables.

Vegetarian dish will be available.

Club Events Contest / Business Meeting

Club Events Contest

In May we will have our Club Events Contest. You may submit one color print, one monochrome print, and one digital image from each club event you attended during the club year. You may reenter images that have been entered and won during normal competitions.

This year's club events include:

- Last Year's Banquet
- Summer Picnic
- The Club Christmas Party
- Baltimore Photo Walk
- Annapolis Photo Walk
- Table Top Night Abstract
- Table Top Night Food
- Field Trip: Tuckahoe Steam and Gas Show
- Field Trip: Star-Spangled Spectacular
- Field Trip: Worldwide Photo Walk - Ellicott City
- Field Trip: Antietam Luminaries
- Field Trip: Longwood Gardens
- Field Trip: Udvar-Hazy National Air and Space Museum
- Field Trip: Shenks Ferry Wildflower Preserve
- Impromptu Field Trip: National Cathedral

We also allow a number of local events to count for the club events contests including:

- Fourth of July fireworks shot anywhere in the local MD/D.C. area
- Maryland Renaissance Festival

The best in show wins a free club membership.

Business Meeting

On May 13 we will have our business meeting to elect officers, discuss changes to our rules and charter, discuss dues, and select themes for next year's contests.

Officers

For the election, we could really use your help. This is an all volunteer run club. We have the following positions: president, program chairman, contests chairman, secretary/treasurer, newsletter editor, field trip chairman, refreshments chairman, and webmaster. It's best for program and contests if we have cochairman.

So please consider serving in one of these positions. We especially need new program as well as contest chairman and cochairman. If you would like to serve in one of these positions, email the executive committee exec_comm@arundelcameraclub.org.

Start brainstorming ideas for themes, field trips, and other activities and email them to the club officers officers@arundelcameraclub.org.

Proposed Changes to Competition Rules, Constitution and By-Laws

For clarification, Propose the following addition to Competition Rules under "Entries"

"If you submit work that makes use of photographs, published images, and/or other artists' works, you must show development beyond duplication. This may be demonstrated through manipulation of formal qualities, design, and/or concept of the original work. It is unethical, constitutes plagiarism, and often violates copyright law to simply copy an image (even in another medium) that was made by someone else."

Proposed Contest Themes

Here are some of our standard contest themes to choose from: portrait, animals or wildlife, landscape, abstract, macro, still-life, flowers, high-key, low-key, architecture, motion, night, photojournalism. Other suggestions are welcomed.

Field Trips

Shenks Ferry Wildflower Preserve

On April 18 we will go to [Shenks Ferry Wildflower Preserve](#) near Conestoga Pennsylvania.

A place where Bluebells and Dutchman's breeches cover hillsides. Trilliums abound in the millions in the 'Rich ravines of the lower Susquehanna River'. Hard to find and off the beaten path, with bumpy dirt roads and an ancient stone tunnel that you must pass through to reach the other side. Once you make it through this tunnel, the landscape is transformed, and you are in a primordial world, with ancient trees and wildflowers abundantly growing.

You can find Shenks Ferry Wildflower Preserver on a map [here](#). But unless you have four wheel drive you must approach from the north.



Mike Thomas
"Shen's Ferry"

World War II Weekend

On June 6 our field trip will be to the [World War II Weekend - Mid-Atlantic Air Museum](#) in Pennsylvania. Includes all types of famous WW II aircraft on the ground and in the air! National WW II Veterans, Those who served in famous places give briefings, telling their stories. Military Vehicle Show, See Allied and Axis vehicles placed in contextual display. WW II Battle Re-Creations: Skirmishes in a re-created French Village and a large scale demonstration battle take place. 1940's Entertainment Festival: Two Big Band hangar dances, and Base Club performances. Multiple War Front Tent Displays: Allied, Axis, PTO, ETO, Mediterranean and Russian. Great American Home Front Displays: A 1940's street re-creates the Home Front. Super Militaria Flea Market: Over 150 local, regional, and national vendors. WW II Personality Impressions: – FDR in his 1936 Ford, General MacArthur, P.T. 109 Capt. JFK, General George Patton, and "Bud and Lou."



Mike Thomas
"World War II Weekend"

Featured Photographer: John Milleker, Jr.



John Milleker, Jr.
By Christine Metzgar

Our featured club member and photographer this month is John Milleker, Jr. John has done a number of presentations for ACC over the years including wet plate photography. It's pure physics and chemistry magic when John creates a wet plate image before your eyes. On any given weekend you may find John hanging out of an airplane or standing on a ladder in front of hundreds of runners at the start of a 5K race or wearing a bowler and shooting authentic wet plate images at Harpers Ferry. John is one of the few professional photographers that we are privileged to have as members of the ACC.

ACC: How long have you been into photography?

JM: Since high school, early 90's. I loved it back then but never really had the urge to take it anywhere until quite a bit later. It seemed like this unattainable goal that I figured I could never achieve. Plus being a technical thinker, it was hard for me to learn what made a photo interesting to the eye. Thankfully once I really started learning the composition side, it was easy to learn the technical aspects of lighting and exposing a photo.

ACC: What equipment do you shoot with?

JM: On my website I say 'We shoot with everything from the latest digital offerings and software to equipment and chemical processes from the dawn of photography.. And everything in between.' And it's true. I'm blessed to have an interest in photography as a whole and I love every aspect of it. Equipment wise, that means full and 'crop' sensor digital bodies and nearly every major lens Canon has ever made all the way up to the 400/2.8 which I bought to photograph the last launch of the Atlantis space shuttle and we were so close that I never even used it! I also love 35mm film cameras and have a few Canon film camera bodies that take all of my latest EF lenses. On good days I get to shoot larger film sizes with cameras dating back to the early 20th century.. Up to 11x14" in size and I'm working on building a camera to expose 20x24" wet and dry plates.

Featured Photographer: John Milleker, Jr.

ACC: What are your favorite subjects?

JM: My favorite subjects are two that I didn't care much about at all when I started, people and product/food photography. I believe they're my favorites because they still pose a challenge. With product photography I can visualize an end result and work at it until I get it just right. I enjoy the technical hurdles of styling in food photography, my styling box looks like a toolbox full of cooking tools for a deranged chef. Finally, portraiture presents another challenging subject matter. It's easy to make a portrait, but it's not easy to make a portrait that tells a story of the personality and soul of a sitter.

ACC: What are your favorite techniques?

JM: Pretty much anything involving the darkroom. Lately with 150th Civil War Anniversary events we've been devoting most of our time to Wet Plate Collodion Photography and demonstrating that at the local battlefields and Civil War related businesses/national parks. For a process that's pretty portable and easily demonstrated nearly all of the steps of the way - it's one of my favorites mainly because I can turn the end result from a fogged plate to a beautiful photo right in front of a crowd. In my spare time I try to spend more time in the darkroom with Carbon Prints, Salt Prints, VDB's, Bromoil and just plain old photo paper to name a few.

ACC: How long have you been in the Arundel Camera Club?

JM: That's a good question, maybe around eight years off and on? Thanks to bookings and obligations I don't get to make many of the meetings and may miss a year here and there but always find my way back to old and new friends and their great work. The club is an invaluable resource for beginning, amateur and professional photographers.



John Milleker, Jr.
"Dunker Church"



John Milleker, Jr.
"Dunker Church"

Featured Photographer: John Milleker, Jr.

ACC: What offices have you held in the club?

JM: I haven't held an office, it's easier to eat cookies from the back of the meeting room that way. Though I've held several presentations and demonstrations over the years.

ACC: What photographers have inspired you?

JM: Alexander Gardner, Civil War photographer. Though mostly unrecognized, he's the photographer that created all of the plates of the dead at Antietam. Ansel Adams is another favorite, mostly for his darkroom skill. Watching a video of him dodge and burn an enlarged print still excites me. And even though I'm not a fan of most of her work personally, Sally Mann's work, enthusiasm and devotion to her art is a huge inspiration. Sometimes when I am feeling a little less than inspired I watch 'What Remains' or some of the other many videos that have been made of her working on a project.

ACC: How would you describe yourself? Your photography?

JM: I'm the guy who enjoys the road less traveled, but appreciates a shortcut when necessary. I tend to dislike spending more than a few minutes working on an image in Photoshop but love spending a few hours working on a photograph in the darkroom. The journey is a lot of fun when I'm afforded the time or budget for a project.

I like describing my photography as 'pre-meditated'. Before you press the button, what in the frame is going to make either film or digital post processing difficult? Am I going to need to burn in skies? Clone out a branch? Can I change the shot before I open the shutter to make my life easier?

Imagine that shot on the wall. Imagine a client or art lover enjoying it. Is it in color? Black and White? Processed in a unique and interesting way? Digital



John Milleker, Jr.
"Chincoteague Sunset"



John Milleker, Jr.
"Ocean City Air Show"

Featured Photographer: John Milleker, Jr.

or not, pre-visualize. With this in mind, making the photo becomes much easier. If I can match a location to a photo process or style, all the better!

ACC: Noteworthy accomplishments?

JM: It was a huge honor to have a feature photo win first place in the MDDC Press awards in 2013 in Division C (dailies under 30k) for the Daily Times and then take home best of show among all of the divisions including the local big newspaper names and their photographers. All for hanging out of an airplane with my camera, don't tell anyone but I'd probably do that for free! We've shot at several air shows in the area but our favorite is the Ocean City Maryland Air Show. Amazing acts every year and their people are just the best!

More recent and with my Wet Plate Collodion Photography I couldn't be more proud that we were asked to bring our living history impression and demonstrations to the Antietam Battlefield and discuss Alexander Gardner



John Milleker, Jr.
“(Atlantis)”



John Milleker, Jr.
“Hoover Dam”

Featured Photographer: John Milleker, Jr.

on the day of the 152nd anniversary of Gardner's war changing images of the dead at Antietam. Not only the bloodiest battle in the Civil War, but the first time images were made before casualties were moved/buried. And we're coming back this year! September 26th & 27th 2015. In October we held our Wet Plate Collodion class as part of a Harpers Ferry Historical Association Living History Workshop. To be able to teach in lower town and make plates of such a gorgeous area was exciting! This year we're being hosted by our friends at the National Civil War Medical Museum to hold our weekend workshop on October 3rd & 4th 2015 on the Antietam Battlefield at their Pry House location. The Pry House was headquarters for General McClellan and visited by President Lincoln. The Pry House barn was also used as a field hospital. Workshop participants will have plenty of beautiful scenery to make plates of, I can't wait!

ACC: How has your approach to photography changed?

JM: Every time I think I have my approach down, or get asked about my approach or philosophy it gets changed up again. Every time I think 'there's no way I'd want to do that or could do that', a door opens up and calls for me to try it. I didn't like the idea of shooting weddings or portraiture, I didn't like idea of teaching, I didn't like the idea about moving back to film, I didn't think I'd like demonstrating wet plate photography - all things I love now. Never assume you'll never like something, it's quite interesting how things get sorted out if you're supposed to be moving down that path.

John's website is: <http://johnmilleker.com>

John's Facebook: <https://www.facebook.com/johnmillekerphotography>



John Milleker, Jr.
"BMC 5K"

February Field Trip: Udvar Hazy (Part 1)

On February 21st we had one brave club member, Nels Cross, who braved the winter weather to go on the club field trip to Udvar Hazy Air and Space Museum. The rest of us chickened out due to the forecasted incoming bad weather. Nels and his son made it home safely but it took three and a half hours.

Eight more club members were able to visit the museum on March 7th. Their images will be posted in the April issue of the newsletter.



Nels Cross



Nels Cross



Nels Cross



Nels Cross

February Field Trip: Udvar Hazy (Part 1)



Nels Cross



Nels Cross



Nels Cross



Nels Cross

Table Top Night: Food



Mike Thomas



Russ Zaccari



Christina Van Valkenburgh



Chuck Gallegos



Dolphy Fairhurst

On March 4th we gathered at school bringing food, cameras, props, backgrounds, and lighting equipment.

We set up several tables. On one we had a whole uncut pizza. On another we rotated sushi, tarts, lemons, coffee, etc.

Much thanks to all of the club members that pitched in to bring in lighting equipment and food.

We all learned something and had lots of fun.

Table Top Night: Food



Alan Hamerstrom



Dolphy Fairhurst



Christina Van Valkenburgh



Dolphy Fairhurst

February Novice Digital Competition Results




1st Place Jackie Colestock
"And the Soul Leaps"




2nd Place Jackie Colestock
"Circles of Steel"



3rd Place Cathy Hockle
"Paint on a Car"



4th Place Alan Hammerstrom
"Snow on the Patio Table at Dusk"



HM Charlie Floyd
"Ice Fronds"



HM Charlie Floyd
"Melting"

February Unlimited Digital Competition Results



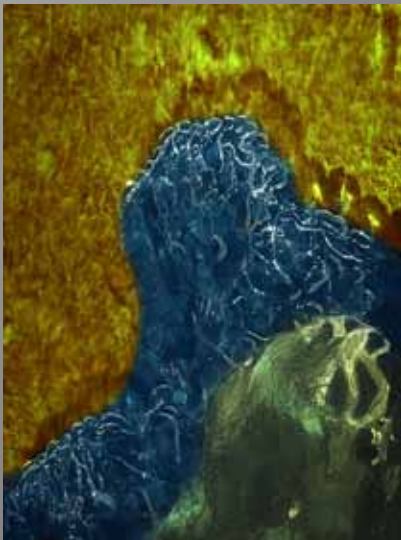
1st Place Mike Thomas
"Waves"




2nd Place Dick Chomitz
"Talons"



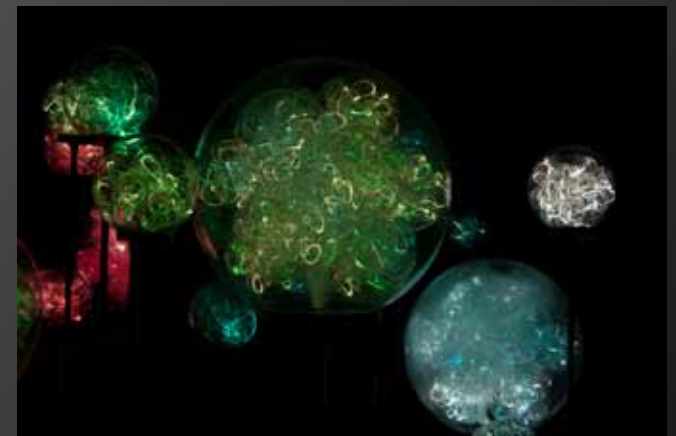
3rd Place Dawn Grannas
"Colored V"



4th Place Chuck Gallegos
"Fire and Ice"



HM Chuck Gallegos
"Out of the Can"




HM Mike Thomas
"Plasma"

February Novice Color Print Competition Results



1st Place Charlie Floyd
"Liquid Red One"



2nd Place Bob Webber
"Going Critical"




3rd Place Graham Williams
"Litter-acy"



4th Place Ann Hickman
"Underpinning"

February Unlimited Color Print Competition Results



1st Place Charles Graf
“Fall Color from the Train”



2nd Place Dawn Grannas
“Color Swatches”



3rd Place Mike Thomas
“Spheres of Plasma”



4th Place Ron Peiffer
“Late for the Ball”



HM Chuck Gallegos
“Self Portrait”




HM Charles Graf
“Water in the Fountain”

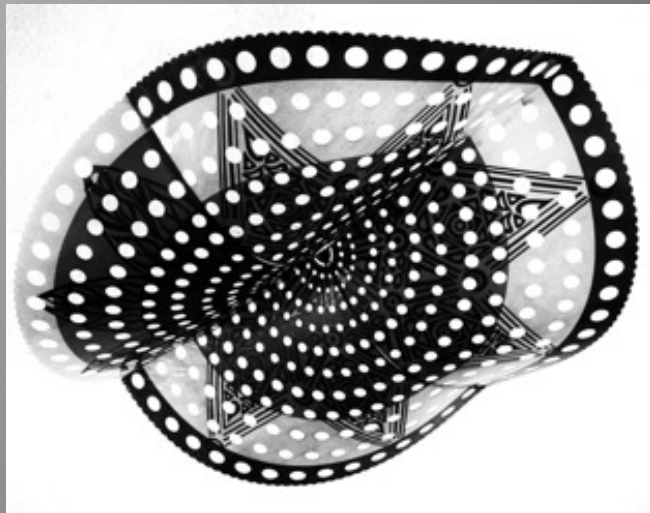
February Combined Monochrome Print Competition Results



1st Place Charlie Floyd
"Liquid Motion"




2nd Place Ron Peiffer
"Between the Stars"



3rd Place Cathy Steele
"Free Form"



4th Place Mike Thomas
"Organic"



HM Chuck Gallegos
"Think About It"

Club Officers and Points of Contact

President -	Chip Bulgin	president@arundelcameraclub.org
Co-VP of Programs -	Ron Peiffer & Chuck Gallegos	programs@arundelcameraclub.org
Co-VP of Competition -	Jackie Colestock & Russ Zaccari	contests@arundelcameraclub.org
Treasurer/ Secretary -	Betty Harris	sec-treas@arundelcameraclub.org
Newsletter -	Mike Thomas	newsletter@arundelcameraclub.org
Field Trips -	Dolphy Fairhurst	field-trips@arundelcameraclub.org
Member at Large -	Mike Thomas Dick Chomitz	exec_comm@arundelcameraclub.org
Webmaster -	Russ Zaccari Mike Thomas	webmaster@arundelcameraclub.org

Charlie Graf volunteered to take care of refreshments for the meetings.

Club Information

Meeting Nights

The Arundel Camera Club meets every Wednesday evening when school is in session and weather permitting. We only meet if the School is open. Check for school closings at the following link <http://www.aacps.org/>.

We meet at 7:30 p.m. and usually end before 10:00 p.m. Meetings are open to the public, but only dues paying members may enter competitions.

Meetings alternate with programs of informative speakers and photographic competitions. The purpose of programs are to bring in highly talented photographers to show us how to improve our photography.

Competitions give us a chance to show off our work and to get constructive critiques from our judges. Ribbons are awarded for first through fourth place and honorable mention. We have competitions for slides, color prints, monochrome prints, and digital images. Competitions are held for both novice and unlimited club members. Awards are awarded at the end of year banquet.

The club also has monthly photographic field trips to locations of interest. This is a chance to go out and practice what we learned during programs, a time to socialize with other club members, and a chance to do a little photographic exploration.

Membership Rates

Students.....	\$12.50
Individual	\$25.00
Family	\$12.50 each additional family member

Directions

We meet in room 114 at the Severna Park High School which is located at 60 Robinson Road, Severna Park, MD 21146-2899. The best place to park is along the back right of the high school. We place signs throughout the school pointing the way to our meeting room.

