




Lens Line Newsletter

Program: Beauty Photography by Chip Bulgin


Here is a sequence of pictures from my make up/beauty talk on Wednesday. For this series, I evened out the exposure, color-balance, and contrast and applied input sharpening to compensate for that lost to the anti-aliasing filter in the camera. AnnMarie asked if I would heal the worst of her blemishes before I sent them out, so I obliged her.



01 - After concealer and foundation has been applied to give the skin even coloring and texture.



04 - Contouring has been done. The cheekbones, sides of the nose, and hollows of the cheeks have been shaded darker to make her face appear narrower and lengthen her nose.



02 - Eyeshadow and a little eyeliner on the outer half of the lower lids. This starts to define the shape of the eye.



05 - We've applied lipstick to color, fill in, and even out her lips. Normally you'd use lipliner to define the shape of her lips, but AnnMarie has great lips and didn't need any.



03 - False eyelashes and eyeliner have been applied to the tops of her eyelids and mascara applied to the lower eyelashes. Her eyebrows have also been darkened and defined. This completes the look for the eyes.



06 - We applied lip gloss to make her lips appear really moist and lush. This helps balance the face because you get a highlight on the lips which complements the catch lights in the eyes. You get a triangle of catch lights/highlights.



07 and 08 - Here's where we work with and direct the model. I hung some blue and black fabric from a light stand and had her kind of wrap it around herself. As we shoot I ask her to part her lips and breathe in quickly through her mouth. Breathing in helps define the hollows of her neck. I also have her roll her shoulders forward a little bit to help define her collar bones (not that you can see it in these two examples, doh).

For post-production in 7 and 8 I started in Adobe Lightroom. I cropped the images, added a little contrast, tweaked the input sharpening. I then opened the image in Photoshop where I cloned out stray hairs, finished healing her blemishes, and reduced a little puffiness under her right eye. I then created a second layer and ran the only plugin I own (Portraiture by Imaginomic) on it. It's fabulous for evening out and smoothing skin. In this case it made her already small pores even smaller and diminished all the tiny little skin imperfections that may have been there. I then saved the image and returned to Lightroom. The last thing I do at that point is use a couple of Lightroom tools to brighten her pupils (Iris Enhance) and teeth (Whiten Teeth).

I've also attached a final image from the rehearsal we did on Sunday that gives you a better idea of the fabric concept. We also switched from a red lipstick on Sunday to a purple lipstick on Wednesday to complement the eye makeup.

- Chip

Click [here](#) to find AnnMarie on ModelMaham.com. Her Mayhem #1993707.

[Here](#) is the contact information for the Make Up Artist Tanya.



2010-2011 Schedule

March

- 2 **Program - Mike Thomas - Photoshop Tips**
- 9 Theme Contest Digital Night and Monochrome Prints High Key/Low Key
- 16 **Program - Celia Pearson - Ritual of Paying Attention**
- 23 Theme Contest Slides Photo Journalism and Color Prints Motion or Movement
- 26/27 Field Trip - Eastern State Penitentiary
- 30 **Program - Greg Walsh/David Joyner (backup) Videography**

* Changes indicated in Bold/Red.

April

- 6 Contest Digital and Monochrome Prints Open
- 9/10 Field Trip - St. Michaels
- 13 **Program - Ian Plante - Visual Flow**
- 20 No Meeting Easter / Spring Break
- 27 Contest Slides and Color Prints Open

May

- 4 Business Meeting
- 7 Field Trip - Kinetic Sculpture Race
- 11 Club Events Contest
- 18 Banquet
- 25 Snow Date

March Field Trip - Eastern State Penitentiary

Our next field trip will be March 26th to the Eastern State Penitentiary in Philadelphia.

According to their [website](#) "Eastern State Penitentiary was once the most famous and expensive prison in the world, but stands today in ruin, a haunting world of crumbling cellblocks and empty guard towers."

We can take the standard tour for \$12 each. Reservations are strongly recommended. Tickets can be reserved online, by phone: (215) 236-3300, or purchased at the door, subject to availability. There is a \$1 off coupon on their website. After the tour you can stay and photograph. It looks like you can take your tripod but an equipment pass is required.

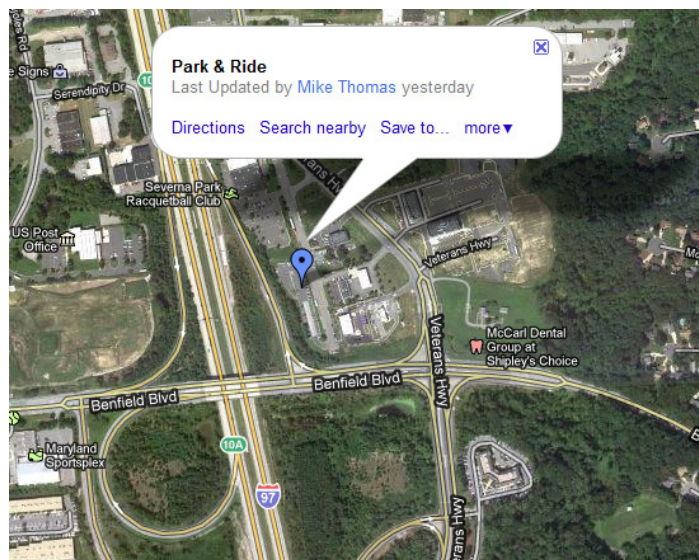
Their hours are from 10pm until 5pm. The drive is

a little over two hours. For anyone that would like to car pool, we will be meeting at 8:00am at the park and ride next to the Severna Park Racquetball club off of Veterans Highway near Benfield Boulevard. See map below or click [here](#) for directions.


Email Dolphy Glendinning at field-trips@arundelcameraclub.org to let her know if you are going and are going to car pool. For anyone not car pooling, we will meet you there at 1030am.

If anyone would like to spend the night in Philadelphia, let dolphy know. Off of the EST website there is a link to the Best Western which is only two blocks away. If you book two weeks in advance, the rate is \$95.20.


The results for the February competitions will be published in the March newsletter.



February Field Trip - National Air and Space Museum Udvar-Hazy Center



February Field Trip - National Air and Space Museum Udvar-Hazy Center



2011 January: Novice Digital Results




1st Place – Dick Chomitz – High Key



2nd Place – Richard Meade – Baby 2




3rd Place – Randy Griffin – Great Falls



4th Place – David Joyner – BMA Corner



HM – Randy Griffin – Kenilworth Lilly



HM – Dick Chomitz – Subway In and Out

2011 January: Unlimited Digital Results



1st Place – Donna Neal – Got Ya



2nd Place – Dolphy Glendinning – The Old One




3rd Place – Chuck Gallegos – Passing Through




4th Place – Bob Miller – Eagle at Nest



HM – Tim Champney –
Tiled Fans



HM – Chip Bulgin –
Evening Cruise



HM – Dawn Miller –
Dawn Down Under

2011 January: Unlimited Monochrome Print Results



1st Place – Donna Neal – Night Blossom



2nd Place – Cathy Steele – Age of Wisdom



3rd Place – Bob Miller – Native American 2000



4th Place – Dolphy Glendinning – Flora and Fedora



HM – Chuck Gallegos –
The Noble Sea Stack



HM - Chip Bulgin -
Vogue



HM - Bob Miller –
The Midshipman

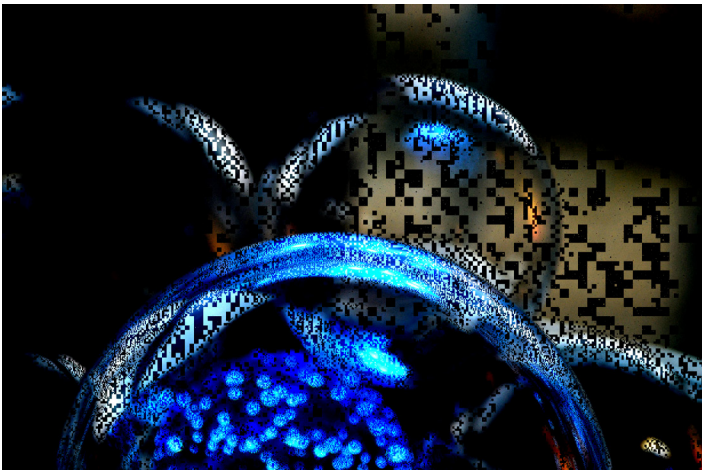
2011 January: Novice Color Print Results (Makeup Contest)



1st Place - Christine Metzgar - Shadowed Baskets



2nd Place - Chip Bulgin - Anne Marie




3rd Place - David Joyner - Blue Sphere Abstract



4th Place - Dawn Grannas - Chincoteague Raccoon



HM - Dawn Grannas -
Illumination




HM - Dennis Balog -
Tastes Just Like Chicken

2011 January: Unlimited Color Print Results (Makeup Contest)




1st Place - Mike Thomas - Red Balloon



2nd Place - Donna Neal - Gated Community



3rd Place - Chuck Gallegos - Luna Tapestry



4th Place - Ernest Swanson - First Snowfall



HM - Mike Thomas -
Granny Smith, Fuji, and Golden Delicious Apples



HM - Chuck Gallegos -
Shay's Run Detail

2010-2011 Club Officers

President -	Chip Bulgin	Executive Committee -	Chuck Gallegos and Charlie Graf
Co-VP of Programs -	Steve Putnam	Co-Webmasters -	David Joyner and Mike Thomas
Co-VP of Competition -	David Joyner and Mike Thomas		
Treasurer/ Secretary -	Sunny Frank	Charlie Graf volunteered to take care of refreshments for the meetings.	
Newsletter -	Mike Thomas		
Field Trips -	Dolphy Glendinning		

Contact Info

President	president@arundelcameraclub.org	There are two new mailing aliases for our club.
Programs	programs@arundelcameraclub.org	
Contests	contests@arundelcameraclub.org	To email the officers send an email to officers@arundelcameraclub.org
Secretary / Treasurer	sec-treas@arundelcameraclub.org	
Executive Committee	exec_comm@arundelcameraclub.org	To email the members send an email to members@arundelcameraclub.org
Field Trips	field-trips@arundelcameraclub.org	
Newsletter	newsletter@arundelcameraclub.org	
Webmaster	webmaster@arundelcameraclub.org	
Info	info@arundelcameraclub.org	

Membership Rates

Students.....	\$12.50
Individual	\$25.00
Family	\$37.50

Meeting Nights

The Arundel Camera Club meets every Wednesday evening at the Severna Park High School when school is in session, weather permitting.

We meet at 7:30 pm and usually end around 9:00 pm. Meetings are open to the public, but only dues paying members may enter competitions.

Meetings alternate with programs of informative speakers (educational, technical, etc.) and photographic competitions (slide, print, and digital on alternating weeks). The club also has monthly (and occasionally more often) photographic field trips to locations of interest.



<http://www.arundelcameraclub.org/>
