

Lens Lines Newsletter



September 2025

www.arundelcameraclub.org

Contents

- [3 - 2025-2026 Calendar](#)
- [4 - Congratulations](#)
- [5 - Hands On Night](#)
- [6 - Field Trip - Blackwater National Wildlife Refuge](#)
- [7 - Digital Contest - Macro/Close-Up](#)
- [8 - Photo Talk Night](#)
- [10 - Print Contest - Macro/Close-Up](#)
- [11 - Trains of Western Maryland Photos](#)
- [13 - Anne Arundel County Fair](#)
- [16 - 2025-2026 Contest Themes](#)
- [17 - Club Officers and Staff](#)
- [18 - Social Media](#)
- [19 - Club Information](#)



On the Cover: The cover image was taken at the Anne Arundel County Fair Photography Contest.

Above: The above image by Bob Webber was taken during the Trains of Western Maryland field trip.

Copyright info: All Rights Reserved to the images in this newsletter by the respective photographers.

2025-2026 Calendar

October

- 2 Hands On Night
- 4 Field Trip - Blackwater National Wildlife Refuge
- 9 Contest - Digital - Macro/Close-Up
- 16 Photo Talk Night
- 23 Contest - Print - Macro/Close-Up
- 30 Photo Walk Night

November

- 1 Field Trip - Chestertown Downrigging Festival
- 6 Contest - Digital - Open
- 13 Program - Beth Haubach - Abandon and Decay
- 20 Contest - Print - Open
- 27 Thanksgiving Day - No Meeting

December

- 4 Contest - Digital - Abandon/Decay
- 6 Field Trip - Conowingo Dam
- 11 Christmas Party
- 18 Contest - Print - Abandon/Decay
- 25 Christmas Day - No Meeting

January

- 1 New Years Day - No Meeting
- 8 Program - Glen Thompson - Capturing Life on The Chesapeake
- 15 Contest - Digital - Open
- 22 Program - Janet Jeffers - Water
- 24 Field Trip - Washington National Cathedral
- 29 Contest - Print - Open

February

- 5 Hands On Night
- 12 Contest - Digital - Water
- 19 Photo Talk Night
- 22 Field Trip - Smithsonian Air and Space Museum
- 26 Contest - Print - Water

March

- 5 Program - Irene Sacilotto - Wildlife Photography
- 12 Contest - Digital - Open
- 15 Field Trip - Jerusalem Mill Village Covered Bridge Jericho
- 19 Program - Bob Webber - Abstract Photography
- 26 Contest - Print - Open

April

- 2 Program - Oliver Asis - Travel Photography
- 9 Contest - Digital - Abstract
- 11 Field Trip - Baltimore Zoo
- 16 Photo Walk Night
- 23 Contest - Print - Abstract
- 30 Hands On Night

May

- 2 Field Trip: Oregon Ridge Nature Center
- 7 Program - Denise Silva - Night Photography
- 14 Contest - Digital - Club Events
- 21 Business Meeting
- 28 End of Year Awards Banquet

Congratulations

Congratulations to our very own Erik Dahl for placing #25 in the “The 2025 Audubon Photography Awards: The Top 100” [Click here to see the entire article.](#)

25. Gentoo Penguin by Erik A. Dahl

Contest: United States and Canada

Image Location: Cuverville Island, Antarctic Peninsula, Antarctica

Camera: Canon R5 Mark II with a Canon RF 100-500mm f/4.5-7.1 L IS USM lens; 1/1600 second at f/9; ISO 3200

Behind the Shot: On a February cruise to Antarctica, we just loved photographing penguins. They're fast and elegant in the water, slow and silly on land, and always a great subject. The calm waters around Cuverville Island had many rafts of Gentoo Penguins swimming, so we placed ourselves in a frequented spot and waited. I tightened my aperture to increase the depth of field and activated pre-capture, which saves half a second of images prior to pressing the shutter. This penguin jumped into my frame shortly afterwards. You can appreciate the penguin's hydrodynamic body and slick feathers that allow it to “fly” through water. The photo also provides a great look at the hook-like papillae inside the penguin's mouth, perfect for catching slippery food.



You may remember this image won 1st Place in our Novice Digital Contest last year and 2nd Place in our Novice Digital End of Year Contest.

Hands On Night



THE ARUNDEL CAMERA CLUB
INVITES YOU TO
HANDS ON NIGHT
MACRO & ABANDON/DECAY
THURSDAY
2 OCTOBER 2025
7:00 PM EST
SEVERNA PARK BAPTIST CHURCH

ARUNDELCAMERACLUB.ORG

On Thursday night 2 October 2025 we will host a Hands On Night at the Severna Park Baptist Church starting at 7:00 PM. Due to the nature of this activity, we will not be live streaming to FaceBook.

The objective of Hands On Night is for club members to bring their cameras and practice, to get some practical experience. More experienced club members will assist newer club members to share tips and tricks to improve their photography. If you are lucky, you will come away with some images that are good enough to enter into contest. Many images from previous Hands On Nights have gone on to win contests.

For this Hands On Night we are combining two of the club contest themes for the year, Macro (October) and Abandon/Decay (December).

Macro: The photograph should be taken from a position very near the subject. Generally, this means that the lens should be focused at or near its closest focusing position. The use of screw on close up filters, extension tubes and macro lenses is permitted.

Al Kok gave a great presentation on Macro Photography last week. Here are links to the presentation.

- [Al Kok Macro Parts I and II](#)
- [Al Kok Macro Part III Themes](#)

Abandon/Decay: Abandoned photography, focuses on capturing images of derelict buildings, abandoned and decaying properties, often highlighting the beauty and stories within these forgotten spaces. Decay can be defined as to decline from a sound or prosperous condition, to fall into ruin, or to decline in health, strength, or vigor. The image should focus on any subject, or subjects, that document or convey the sense of abandonment or decay. We had a question from one of the club members asking if this theme was only for abandoned buildings or if decaying fruit would fit the theme. While the final decision is up to the judge, we intentionally try to make the themes broad, so rotting fruit would fit.

Equipment: Bring your cameras, batteries, and memory cards. If you have them bring lights, tripods, cable releases.

Props: Flowers and food are always popular. Backdrops and tablecloths can be useful. What can you bring for the theme of macro or decay? Use your imagination.

Field Trip - Blackwater National Wildlife Refuge



Basically, you drive around the wildlife loop and photograph birds and if you are lucky other wildlife from your car. There are some nice trails and boardwalks if you would like to walk.

Blackwater National Wildlife Refuge (NWR) was established in 1933 as a waterfowl sanctuary for birds migrating along the Atlantic Flyway, and currently encompasses more than 32,000 acres.

Blackwater NWR is home to an incredible amount of plant and animal diversity in its three major habitats – forest, marsh and shallow water. The refuge contains one-third of Maryland's tidal wetlands, which makes it an ecologically important area within the state. These wetlands also provide storm protection to lower

Dorchester County, including the town of Cambridge. Blackwater NWR is recognized as a "Wetland of International Importance" by the Ramsar Convention and was named a priority wetland in the North American Waterfowl Management Plan. In addition, Blackwater NWR has been designated as an Internationally Important Bird Area.

The refuge has been referred to as the "Everglades of the North," and has been called one of the "Last Great Places" by the Nature Conservancy.

The best time for viewing waterfowl is between mid-October and mid-March. Wintering species include tundra swans, Canada and snow geese, and over 20 species of ducks. The most common ducks found here are mallards, black ducks, blue-winged teal, green-winged teal, wigeon, and pintails. Although most waterfowl migrate north in the spring, some remain through the summer, using the protected areas of the Refuge to raise their young. These nesting waterfowl include Canada geese, mallards, black ducks, wood ducks, and blue-winged teal.

[For more information including directions and fees click the event link here.](#)

Digital Contest - Macro/Close-Up



Thursday evening at 7:00PM at the Severna Park Baptist Church is our monthly digital contest. Entries will be reviewed and critiqued by a judge. Top photographs earn ribbons and points toward club awards and recognition.

The theme is Macro/Close-Up. The photograph should be taken from a position very near the subject. Generally, this means that the lens should be focused at or near its closest focusing position. The use of screw on close up filters, extension tubes and macro lenses is permitted.

The contest is open to both novice and unlimited paid club members. Club members may enter up to three digital images. Images need to be 2048 pixels maximum on the longest side. They should be jpg formatted. The deadline for submissions is noon on Tuesday before the contest.

File naming conventions and formatting are detailed in the [Contest Rules](#).

Here are some other resource:

- [ACC Digital Contest Submission Instructions](#).
- [Submission Portal](#).

We will also stream the meeting. Info on how to connect will be sent closer to the meeting.



Photo Talk Night



Join us at 7PM on Thursday October 16 at the Severna Park Baptist Church for a Photo Talk Night.

The objective of Photo Talk Night is discuss club members photographs that they are working on for which they are seeking a bit of feedback, including critical comments and suggestions for ways to tackle the image. No brutal takedowns are acceptable. It is an honest and friendly conversation with an opportunity to be creative and encouraging to our colleagues. This is not supposed to be a high and mighty “Critique,” it’s a conversation. The goal is for everyone to leave at the end of the night feeling they learned something.

There will be a Talk Leader who cues up the photographs and asks the respective photographers to tell the story of the photo—where, when, how it was taken. The Talk Leader will also ask the photographer to talk about what they wanted to accomplish with the photo and what features of the photo they have emphasized or worked to accomplish their goal. What did they want the viewer to see and maybe feel when viewing the photo?

Discussion will involve club members asking questions about the photo—What about the light? What did you need to change in the photo to accomplish your goal or your vision for the photo? The discussion can include observations on why the photo works or not and what gets in the way of the photo’s impact or message or what makes it work or what can make it work better? The conversation can be a lengthy one, or it can be a few comments.

When the Talk Leader sees the conversation is done, they will cue up the next photo. It is not the Talk Leader’s job to make all the comments or provide critique—only to encourage and facilitate discussion. The Talk Leader should not exercise expert advice. We are all colleagues.

Photo Talk Night

The Talk leader and members can work on using the language of photography to discuss the photo. It can include technical details like f-stops, shutter speed, ISO, depth of field, leading lines, composition, color balance, etc., but it is about the photograph and where to go from here. It's to help people talk about vision, not necessarily technology.

There will not a be a theme, so anything goes. Images can be past contest entries, future contest entries, or just images the club member wants to discuss and share, seeking feedback. The Photo Talk is open to both novice and unlimited paid club members. Club members may enter up to three digital images. Images need to be 2048 pixels maximum on the longest side. They should be jpg formatted. The deadline for submissions is noon on Tuesday before the contest. Even though this is not a contest, we will use the file naming conventions and formatting that are detailed in the Contest Rules.

Here are some other resource:

- [ACC Digital Contest Submission Instructions](#)
- [Critique Submission Portal](#)

We will also stream the meeting. Info on how to connect will be sent closer to the meeting.



Print Contest - Macro/Close-Up



Thursday evening at 7:00PM at the Severna Park Baptist Church is our first print contest of the year. Entries will be reviewed and critiqued by a judge. Top photographs earn ribbons and points toward club awards and recognition.

The theme is Macro/Close-Up. The photograph should be taken from a position very near the subject. Generally, this means that the lens should be focused at or near its closest focusing position. The use of screw on close up filters, extension tubes and macro lenses is permitted.

The contest is open to both novice and unlimited paid club members. Club members may enter up to three monochrome prints and three color prints. Print size, matting, and labelling guidelines are described in the [Contest Rules](#).

Here are some other resource:



- [Print Competition Labels](#)
- [Matting Prints](#)

We will also stream the meeting. Info on how to connect will be sent closer to the meeting.


If you have any questions contact the contest chairman Ron Peiffer



Trains of Western Maryland Photos



Trains of Western Maryland Photos



Anne Arundel County Fair Photos



Anne Arundel County Fair Photos



Anne Arundel County Fair Planning

First of all, a big thank you to every one of you who helped make the fair a success.

Also a humongus thank you to our fair judges, Nancy and Jane!

Now, the real work begins. I would like to assemble a think tank for changes to the exhibition for next year, I've got until November to come up with changes. If you would like to be on this team to help make meaningful changes to the fair photography entry policies and categories, please let me know and I will start a new email with those people. I'm thinking about the following changes:

1. Considering changing size categories, with wonderful judges like Nancy and Jane, I know that photos large or small will get the same treatment and consideration.
2. Slim down the subjects. Our judges suggested an experimental category, which I absolutely love.
3. Find a way to make sure entrants understand the board requirements to fit on the walls in proper orientation. Perhaps a link (QR Code?) to a video hosted by the Arundel Camera Club explaining procedures, or a page on the club website.
4. Further incentives to ensure attendees actually visit their local camera club!

5. Lean into having the camera club advertise and encourage members to participate!

Once I know who is interested and have a group email for those people, I'll set up a zoom meeting where we can discuss your changes. ALL Feedback is welcome!

To get your brain juices started, the next page shows the Photography entry guidelines including categories and subjects and some photos I took of the boards showing why the sizes are important.

Thank you!
-John



2025-2026 Contest Themes

October - Macro/Close-Up

The photograph should be taken from a position very near the subject. Generally, this means that the lens should be focused at or near its closest focusing position. The use of screw on close up filters, extension tubes and macro lenses is permitted.

December - Abandon/Decay

Abandoned photography, focuses on capturing images of derelict buildings, abandoned and decaying properties, often highlighting the beauty and stories within these forgotten spaces. Decay can be defined as to decline from a sound or prosperous condition, to fall into ruin, or to decline in health, strength, or vigor. The image should focus on any subject, or subjects, that document or convey the sense of abandonment or decay. The theme is not limited to urban environments.


February - Water

Water Image must focus on water in any of its many forms, and that form must be composed of actual water. This includes lakes, oceans, beaches, rivers, pools, ponds, waterfalls, fog, steam, ice, ect. Images could include kids playing in water, people walking in the rain, dogs playing in the sprinkler, water splashes or drops, etc.

April - Abstract

This category should include images that are in some way altered from the usual way it is viewed. The photograph can concentrate on color, form, texture, pattern, line or other aspect of the object. The subject of the photograph may be an identifiable object, but should be rendered in a way that the identity of the object is secondary to aspects of form, color (or tone), lines, shapes, or texture. That is, the subject may be recognizable, but the photograph should not be representational. The distinction can be subtle and ultimately will reside with the judge.

Club Officers and Staff



John Milleker,
Jr.
President



Christine
Milleker
VP Programs



Ron Peiffer
VP Contests
MPA



Susan Webber
Treasurer



Russ Zaccari
Secretary /
Webmaster



Doug Wood
Member at
Large



Sarah Derritt
Member at
Large



Ed Niehenke
Field Trips



Nancy
Djordjevic
Field Trips /
Refreshments



Fred Veneca
Contest
Committee



Mike Thomas
Webmaster /
Newsletter



Chip Bulgin
Past President

Social Media

Web Site

The club website can be found at <https://arundelcamerclub.org/>. On the website you can find the club calendar and newsletters as well as other information like our constitution and by-laws.

Mailing List

The club has a mailing list where we send out information to club members including information about calendar changes, contests, publishing newsletters, etc. To be added to the mailing list send an email to webmaster@arundelcamerclub.org. You can remove yourself from the mailing list at any time.

Newsletters

You can find our newsletters on our website. The newsletter has information on contest results and field trips as well as upcoming events and member accomplishments. You can find the archive of club newsletters at <https://arundelcamerclub.org/newsletter/>.

FaceBook

The club has a FaceBook Group which we use to broadcast our meetings. You can find the group here <http://facebook.arundelcamerclub.org/>. If you are not a member, you can request to join the group. It is a public group. Anyone on FaceBook can see our posts but only members can make posts.

YouTube

Videos of all of our virtual meetings and contests have been posted to YouTube. If you do not want to join FaceBook or missed one of our online meetings, you can see recordings here. You can find them here <http://youtube.arundelcamerclub.org/>.

Instagram

You will find club announcements and winning images posted to our club Instagram account. You can find it at <http://instagram.arundelcamerclub.org/>.

Club Information

Meeting Nights

The Arundel Camera Club, Inc. meets every Thursday evening from 7:00 PM until 9:00 PM at Severna Park Baptist Church. Setup starts at 6:30 PM. We broadcast our live meetings to FaceBook.

Click on the map for directions.

Meetings are open to the public, but only dues paying members may enter competitions and participate in critiques.

Meetings alternate between programs of informative speakers, photographic assignments, and photographic competitions.

Competitions give us a chance to show off our work and to get constructive critiques from our judges. Ribbons are awarded for first through fourth place and honorable mention. Normally we have competitions for color prints, monochrome prints, and digital images. In addition to digital contests, we have restarted our print contests. Competitions are held for both novice and unlimited club members. Awards are awarded at the end of year banquet.

The club also has monthly photographic field trips to locations of interest. This is a chance to go out and practice what we learned during programs, a time to socialize with other club members, and a chance to do a little photographic exploration.

Membership Rates

Individual \$40.00

Family \$20.00 each additional family member

[Click here to sign up.](#)

