

A photograph showing a large, glowing orange-red furnace. A long metal rod extends from the left, holding a large, clear glass lens. The lens is being polished or heated, as evidenced by the bright, swirling patterns of light and heat on its surface. The background is dark, making the intense light of the furnace stand out.

Lens Lines Newsletter

October 2023

www.arundelcameraclub.org

Contents

[3 - Draft 2023-2024 Schedule](#)

[4 - Mathew Hanson - Food Photography](#)

[5 - Fred Venecia - Portrait Photography](#)

[6 - Field Trip - Conowingo Dam](#)

[7 - 2023-2024 Contest Themes](#)

[8 - Botany Tabletop Night Photos](#)

[12 - September Contest Results](#)

[22 - Club Officers and Staff](#)

[23 - Social Media](#)

[24 - Club Information](#)



On the Cover: The cover image titled “Birth of a Bowl” by Doug Wood won 4th Place in the September Unlimited Digital contest.

Above: The above image titled “Popping Balloon” by Monique Kochuijt won 2nd Place in the September Novice Digital contest.

Copyright info: All Rights Reserved to the images in this newsletter by the respective photographers.

2023-2024 Draft Schedule

November

- 2 Program - Matthew Hanson - Food Photography
- 9 Contest - Digital - Open
- 16 Program - Fred Venecia - Portrait Photography
- 18 Field Trip - Conowingo Dam Eagles
- 23 No Meeting - Thanksgiving**
- 30 Contest - Color / Monochrome Prints - Open

December

- 7 Contest - Digital - Craftsmen/Artisans/Musicians
- 14 Christmas Party
- 17 Field Trip - Longwood Gardens
- 21 Contest - Color / Monochrome Prints - Craftsmen/Artisans/Musicians
- 28 No Meeting - Christmas**

2024 January

- 4 Program - Padma Inguva - Photographing places of Worship
- 11 Contest - Digital - Open
- 18 Program - Chris Spielmann - Previsualization
- 21 Field Trip - National Cathedral Evensong Choral Service
- 25 Contest - Color / Monochrome Prints - Open

February

- 1 Program - Harry Crosland - Mirrorless Camera
- 8 Contest - Digital - Sacred/Religious Places
- 15 Program - TBD
- 17 Field Trip - Peabody Library and Walters Art Gallery
- 22 Contest - Color / Monochrome Prints - Sacred/Religious Places
- 29 Tabletop or Studio Night

March

- 7 Program - Cheryl Kerr - Night Photography
- 14 Contest - Digital - Open
- 16 Field Trip - Blackwater National Wildlife Refuge
- 21 Program - James Corbett - Making Travel Magic: Iceland and Beyond
- 28 Contest - Color / Monochrome Prints - Open

April

- 4 Program - Betsy Wilson - A Different Point of View
- 11 Contest - Digital - Night
- 13 Field Trip - Brookside Gardens
- 18 Program - TBD
- 25 Contest - Color / Monochrome Prints - Night

May

- 2 Program - JC Williams - Outdoor Photography
- 9 Contest - Digital - Club Events
- 16 Program - TBD
- 23 Business Meeting
- 24 Field Trip - Preakness Celebration Balloon Festival
- 30 End of Year Banquet

Matthew Hanson - Food Photography



THE ARUNDEL CAMERA CLUB
INVITES YOU TO A
PRESENTATION BY
MATT HANSON
FOOD PHOTOGRAPHY
THURSDAY
2 NOVEMBER 2023
7:00 PM EST
SEVERNA PARK BAPTIST CHURCH
FACEBOOK LIVE STREAM

ARUNDELCAMERA.CLUB.ORG

Please join us on 2 November for a presentation by Matt Hanson on Food Photography.

Abstract: Matt Hanson is the owner and operator of Culinary Perspectives, based out of Columbia, MD. He has created a unique style of cookbook that blends photography, design, history, and food. His books are created in a unique way. First, he interviews people as they cook their family meals in their kitchens. While they cook, Matt takes photographs and asks questions about the meal. He will then remake the recipes, take product shots of the food, and ultimately design a book around all the content. He started creating books in 2014 as a graduate school project. It has since blossomed into a small business. Matt will talk about a variety of topics that range from food photography, design, self-publishing, and his process of bringing everything together.

In addition to designing cookbooks, Matt is a high school photography teacher in Howard County. You can read more about his process and see examples of his work at (<https://www.culinaryperspectives.com/our-process/>).

You can also see his work on his instagram page (<https://www.instagram.com/culinaryperspectives/>).

Interested in making your own cookbook? Visit www.culinaryperspectives.com/create for more information

The screenshot shows the website for Culinary Perspectives. The navigation bar includes links for 'OUR SERVICES', 'OUR PROCESS', 'OUR COOKBOOKS', and 'REVIEW', along with social media icons for Facebook and Instagram, and a shopping cart icon. Below the navigation is the tagline 'Make your own Cookbook!'. The main heading is 'Our Process' in a cursive font. Below this is a sub-heading: 'Our process is just as unique as the books that we create. Take a look at the steps that we follow to make our one of a kind books'. The first step is '1. The Interview', with a description: 'As our clients cook their family meal, we have a conversation about the food, the history, the stories and anything else that may come up in conversation. We document this process through video and photos. The video is used as an audio and visual aid as to not delay the process of writing notes. Once the cooking is done, it is important for us to sit down and eat the food together. We believe it is important for us to share the experience of cooking and eating to fully experience the meal.' To the right of the text is a photograph of a man (Matt Hanson) and a woman in a kitchen. The man is holding a camera and taking a photo of a bowl of food on the counter. The woman is standing next to him, looking at the camera. There are various kitchen items on the counter, including a cutting board, a bowl, and a camera on a tripod.

Fred Venecia - Portrait Photography



THE ARUNDEL CAMERA CLUB
INVITES YOU TO A
PRESENTATION BY
FRED VENECIA
PORTRAIT PHOTOGRAPHY
THURSDAY
16 NOVEMBER 2023
7:00 PM EST
SEVERNA PARK BAPTIST CHURCH
FACEBOOK LIVE STREAM




ARUNDELCAMERA CLUB.ORG

Please join us on 16 November for a presentation by our very own Fred Venecia on portrait photography.

Fred is a longtime member of the club and is an accomplished portrait photographer and bird photographer. Fred started when his first child was born in 1984 with a Canon AE-1. Later when his children started playing sports in high school and college he was always the parent with the camera. Fred started using Sony cameras in 2008. Now he uses Sony's mirrorless cameras A6400 and A7II.

On any given club portrait outing or night, Fred brings his lights and equipment and always spends the time helping club members master lighting and posing.

Fred is also the person to thank on most meeting nights for bringing the drinks and cookies.



Field Trip - Conowingo Dam







Join us 18 November at Conowingo Dam / Fisherman's Park (Harford County Side) 2569 Shure's Landing Road, Darlington, MD 21034.

Conowingo Dam is a great place to see Eagles along with herons, gulls and waterfowl. in the winter. When the turbines are in operation, the intake valves suck water and fish through the dam into the river downstream, providing excellent feeding for birds. The water flowing through the dam remains unfrozen during the winter, attracting birds searching for food.

[Click here for some great information on birding at the dam.](#)

Dress warmly. There are bathrooms. Bring food, drink, and chairs.

Stop in to the Ballpark Restaurant (3418 Conowingo Rd, Street, MD 21154-1945) for breakfast or lunch.



2023-2024 Contest Themes

Flowers - October

Flower photography challenges the photographer to capture the beauty, colors, and intricate details of various types of flowers. Employ composition techniques, experimenting with angles, perspectives, and framing to create visually captivating images. Focus on a single flower or incorporate multiple flowers to add depth and complexity. Utilize different lighting conditions to emphasize the unique colors and textures of each flower. This genre of photography aims to celebrate the natural world's beauty and intricacy, showcasing the transient nature of life and evoking a sense of wonder and appreciation for nature's splendor.

Craftsmen, Artists, and Musicians - December

This theme focuses on capturing the essence and creative spirit of individuals excelling in artistic pursuits. It highlights their dedication, skill, passion, and craftsmanship, showcasing the artistic process, attention to detail, and unique personalities of these individuals. The theme involves intimate moments and interactions, capturing artists at work, their tools, materials, and techniques, as well as the environments where they create. Lighting and composition are carefully utilized to accentuate textures and details, while framing creates a visual narrative of the artists' journeys. Ultimately, this theme celebrates creativity and diverse artistic expressions, offering a glimpse into the world of talented individuals who bring beauty and inspiration to the world through their crafts.

Sacred Places & Places of Worship - February

This theme focuses on capturing images of locations that hold deep spiritual or cultural significance. Photographers aim to convey the sense of awe, tranquility, and spiritual connection associated with these places. The theme encompasses a wide range of sacred locations, including temples, churches, mosques, memorials, and cemeteries. The photographs emphasize architectural beauty, details, and artistic elements, while light plays a crucial role in creating a transcendent atmosphere. Photographers may also focus on the human aspects of rituals, ceremonies, or the interaction between worshippers and the space, conveying the profound connection between humanity and the divine.

Night - April

Night photography revolves around capturing images in after the sun has set. Highlight the distinct qualities of nighttime lighting and the enchanting atmosphere that emerges in the darkness. Mastering low light photography techniques, such as utilizing tripods, adjusting camera settings, and incorporating artificial light sources, is crucial. The challenge is to create images that evoke a sense of atmosphere and mood, including creative lighting, color manipulation, and thoughtful composition. The focus is on capturing the vibrant cityscapes, starry skies, or moonlit landscapes to celebrate the unique characteristics of nighttime environments.

Botany Tabletop Night Photos



Botany Tabletop Night Photos



Mike Thomas



Mike Thomas



Mike Thomas



Mike Thomas



Mike Thomas



Mike Thomas

Botany Tabletop Night Photos



©Christine Milleker 2023



Ed Niehenke



Hope Brooks



Mike Thomas




Monique Kochuijt



©Christine Milleker 2023

Botany Tabletop Night Photos



September Digital Novice Contest Results



1st Place - Diane Vatcher
"Skip Dip"



2nd Place - Monique Kochuijt
"Popping Balloon"



3rd Place - Harold Crosland
"Sunset and Sunflowers"

September Digital Novice Contest Results



4th Place - Deborah Davis
"Resort"



HM - Bob Bloom
"Hayes Carll"



HM - Harold Crosland
"Red Suits Her"



HM - Sarah Derritt
"The Queen"

September Digital Unlimited Contest Results



1st Place - Mike Thomas
:Hummingbird Standoff”



2nd Place - Fred Venecia
“Orion”



3rd Place - Greg Hockel
“Working the Water”



4th Place - Doug Wood
“Birth of a Bowl”



HM - Cathy Hockel
“Heres Looking At You”

September Digital Unlimited Contest Results



HM - Cheryl Kerr
"Mesquite Valley at Castlerock"



HM - Fred Venecia
"Annapolis Harbor"



HM - Mike Thomas
"The British Are Coming"



HM - Ron Peiffer
"Night Ascent"



HM - Tammi Gorsak
"Sky High"

September Color Prints Novice Contest Results



1st Place - Ken Temple
"Mr Big"



2nd Place - Diane Vatcher
"Mulch Pile Flowers"



3rd Place - Doug Wood
"Glass Glow"




4th Place - Monique Kochuijt
"Bluey in the Blue Bells"



HM - Monique Kochuijt
"Proud Stag"

September Color Prints Unlimited Contest Results



1st Place - Bob Webber
"Pair of Buds"



2nd Place - John Milleker, Jr.
"Grill"



3rd Place - Cathy Hockel
"Woman with Cup"


September Color Prints Unlimited Contest Results



4th Place - Cathy Hockel
"Indigo Blue Bunting"



HM - Jackie Colestock
"Puppies a Plenty"



HM - Louis Sapienza
"Words"



HM - Mike Thomas
"Mining Bee and Pollen"

September Monochrome Prints Novice Contest Results



2nd Place - Ken Temple
"Dream"



3rd Place - Ken Temple
"The Rancher"

September Color Prints Unlimited Contest Results



1st Place - Ron Peiffer
"Special"



2nd Place - Louis Sapienza
"Woodpecker"




3rd Place - Fred Venecia
"Christina"

September Monochrome Prints Unlimited Contest Results



4th Place - John Milleker, Jr.
"To the Moon"



HM - Cathy Hockel
"Who Keeps A Clean House"




HM - Greg Hockel
"Strolling the Beach"



HM - John Milleker, Jr.
"Last Splash"

Club Officers and Staff



John Milleker,
Jr.
President



Ron Peiffer
VP Contests
MPA



Christine
Milleker
VP Programs




Jackie
Colestock
Secretary /
Treasurer



Chip Bulgin
Past President



Susan Webber
Member at
Large




Doug Wood
Member at
Large



Ed Niehenke
Field Trips



Diane Vatcher
Field Trips



Bob Webber
Contest
Committee /
Newsletter



Fred Veneca
Refreshments



Mike Thomas
Webmaster /
Newsletter



Russ Zaccari
Webmaster /
Database

Social Media

Web Site

The club website can be found at <https://arundelcameraclub.org/>. On the website you can find the club calendar and newsletters as well as other information like our constitution and by-laws.

Mailing List

The club has a mailing list where we send out information to club members including information about calendar changes, contests, publishing newsletters, etc. To be added to the mailing list send an email to webmaster@arundelcameraclub.org. You can remove yourself from the mailing list at any time.

Newsletters

You can find our newsletters on our website. The newsletter has information on contest results and field trips as well as upcoming events and member accomplishments. You can find the archive of club newsletters at <https://arundelcameraclub.org/newsletter/>.

FaceBook

The club has a FaceBook Group which we use to broadcast our meetings. You can find the group here <http://facebook.arundelcameraclub.org/>. If you are not a member, you can request to join the group. It is a public group. Anyone on FaceBook can see our posts but only members can make posts.

YouTube

Videos of all of our virtual meetings and contests have been posted to YouTube. If you do not want to join FaceBook or missed one of our online meetings, you can see recordings here. You can find them here <http://youtube.arundelcameraclub.org/>.

Instagram

You will find club announcements and winning images posted to our club Instagram account. You can find it at <http://instagram.arundelcameraclub.org/>.

Club Information

Meeting Nights

The Arundel Camera Club meets every Thursday evening from 7:00 PM until 9:00 PM at Severna Park Baptist Church. Setup starts at 6:30 PM. We broadcast our live meetings to FaceBook.

Click on the map for directions.

Meetings are open to the public, but only dues paying members may enter competitions and participate in critiques.

Meetings alternate between programs of informative speakers, photographic assignments, and photographic competitions.

Competitions give us a chance to show off our work and to get constructive critiques from our judges. Ribbons are awarded for first through fourth place and honorable mention. Normally we have competitions for color prints, monochrome prints, and digital images. In addition to digital contests, we have restarted our print contests. Competitions are held for both novice and unlimited club members. Awards are awarded at the end of year banquet.

The club also has monthly photographic field trips to locations of interest. This is a chance to go out and practice what we learned during programs, a time to socialize with other club members, and a chance to do a little photographic exploration.

Membership Rates

Individual \$40.00
Family \$20.00 each additional family member

[Click here to sign up.](#)

