

# Lens Lines Newsletter



July 2023

[www.arundelcameraclub.org](http://www.arundelcameraclub.org)

# Contents

[3 - Draft 2023-2024 Calendar](#)

[4 - Announcements](#)

[5 - 2023-2024 Contest Themes](#)

[6 - Milleker's Travelling Photography Parlor](#)

[10 - Club Officers and Staff](#)

[11 - Social Media](#)

[12 - Club Information](#)



On the Cover: The cover image by Mike Thomas at the Old Bedford Village Wild West Weekend.

Above: The above image by Ed Niehenke was taken at Kenilworth Aquatic Gardens.

Copyright info: All Rights Reserved to the images in this newsletter by the respective photographers.

# 2023-2024 Draft Schedule

\*The second meeting of the month will be virtual only

## August

- 19 Summer Picnic - Jackie Colestock's
- 26 Field Trip: Balloon Glow & Laser Show
- 31 Governing Documents Vote for New and Previously (One Year) Members

## September

- 7 Program - What I did over the Summer
- 14 [Contest - Digital - Open\\*](#)
- 17-18 Field Trip: Defenders Day, Fort McHenry
- 21 Program - TBD
- 28 Contest - Color & Monochrome Prints - Open

## October

- 5 Program - TBD
- 12 [Contest - Digital - Flowers](#)
- 19 Program - Ryan Maurer: Cave Photography
- 21 Field Trip - Fire Museum of MD Lantern Night
- 26 Contest - Color / Monochrome Prints - Flowers

## November

- 2 Program - TBD
- 9 [Contest - Digital - Open\\*](#)
- 16 Program - TBD
- 18 Field Trip - Conowingo Dam Eagles
- 23 No Meeting - Thanksgiving**
- 30 Contest - Color / Monochrome Prints - Open

## December

- 7 [Contest - Digital - Craftsmen/Artisans/Musicians\\*](#)
- 14 Christmas Party
- 17 Field Trip - Longwood Gardens
- 21 Contest - Color / Monochrome Prints - Craftsmen/Artisans/Musicians
- 28 No Meeting - Christmas**

## 2024 January

- 4 Program - TBD
- 11 [Contest - Digital - Open\\*](#)
- 18 Program - TBD
- 21 Field Trip - National Cathedral Evensong Choral Service
- 25 Contest - Color / Monochrome Prints - Open

## February

- 1 Program - TBD
- 8 [Contest - Digital - Sacred/Religious Places](#)
- 15 Program - TBD
- 17 Field Trip - Peabody Library and Walters Art Gallery
- 22 Contest - Color / Monochrome Prints - Sacred/Religious Places
- 29 Tabletop or Studio Night

## March

- 7 Program - TBD
- 14 [Contest - Digital - Open\\*](#)
- 16 Field Trip - Blackwater National Wildlife Refuge
- 21 Program - TBD
- 28 Contest - Color / Monochrome Prints - Open

## April

- 4 Program - TBD
- 11 [Contest - Digital - Night](#)
- 13 Field Trip - Brookside Gardens
- 18 Program - TBD
- 25 Contest - Color / Monochrome Prints - Night

## May

- 2 Program - TBD
- 9 [Contest - Digital - Club Events\\*](#)
- 16 Program - TBD
- 23 Business Meeting
- 24 Field Trip - Preakness Celebration Balloon Festival
- 30 End of Year Banquet

# Announcements

## Photo Opportunities

Aug. 20-21: [Flying Circus & Balloon Festival, Bealeton, VA](#). Hot air balloon launches. Airshow including wingwalkers and biplanes.

Aug. 26: Field Trip - [Balloon Glow and Laser Show](#) - About 9pm balloons will belit in unison with incorporating Music and visually stunning coordinated burns by the Hot Air Balloons & Lasers. Meet at Fairgrounds 6:30 PM. Tickets \$20.

## Constitution & By-Laws

The first meeting of the year will be on Thursday August 31. This is a critical meeting. We need paid members new and old for a quorum to vote on our revised Constitution & By-Laws.

[You can review the revised Constitution on our website by clicking on this link.](#)

[You can review the revised By-Laws on our website by clicking on this link.](#)

SAVE THE DATE

CLUB PICNIC &  
POOL PARTY

SATURDAY  
19 AUGUST 2023  
12PM-4PM

Come join us for an afternoon around the grill and by the pool, hosted by Bob and Jackie Colestock. The pool will be open and it will be a hot day so bring your swimsuits.

The club provides the hot dogs and hamburgers and paper goods. Surprise us with your summer delights. Bring a side dish or dessert. BYOB. Friends and family are welcome.

When: Saturday 19 August, 12-4PM

Where: 1335 Old Mountain Rd., Pasadena, MD 21122

Directions: [Map](#)

# 2023-2024 Contest Themes

## **Flowers - October**

Flower photography challenges the photographer to capture the beauty, colors, and intricate details of various types of flowers. Employ composition techniques, experimenting with angles, perspectives, and framing to create visually captivating images. Focus on a single flower or incorporate multiple flowers to add depth and complexity. Utilize different lighting conditions to emphasize the unique colors and textures of each flower. This genre of photography aims to celebrate the natural world's beauty and intricacy, showcasing the transient nature of life and evoking a sense of wonder and appreciation for nature's splendor.

## **Craftsmen, Artists, and Musicians - December**

This theme focuses on capturing the essence and creative spirit of individuals excelling in artistic pursuits. It highlights their dedication, skill, passion, and craftsmanship, showcasing the artistic process, attention to detail, and unique personalities of these individuals. The theme involves intimate moments and interactions, capturing artists at work, their tools, materials, and techniques, as well as the environments where they create. Lighting and composition are carefully utilized to accentuate textures and details, while framing creates a visual narrative of the artists' journeys. Ultimately, this theme celebrates creativity and diverse artistic expressions, offering a glimpse into the world of talented individuals who bring beauty and inspiration to the world through their crafts.

## **Sacred Places & Places of Worship - February**

This theme focuses on capturing images of locations that hold deep spiritual or cultural significance. Photographers aim to convey the sense of awe, tranquility, and spiritual connection associated with these places. The theme encompasses a wide range of sacred locations, including temples, churches, mosques, memorials, and cemeteries. The photographs emphasize architectural beauty, details, and artistic elements, while light plays a crucial role in creating a transcendent atmosphere. Photographers may also focus on the human aspects of rituals, ceremonies, or the interaction between worshippers and the space, conveying the profound connection between humanity and the divine.

## **Night - April**

Night photography revolves around capturing images in after the sun has set. Highlight the distinct qualities of nighttime lighting and the enchanting atmosphere that emerges in the darkness. Mastering low light photography techniques, such as utilizing tripods, adjusting camera settings, and incorporating artificial light sources, is crucial. The challenge is to create images that evoke a sense of atmosphere and mood, including creative lighting, color manipulation, and thoughtful composition. The focus is on capturing the vibrant cityscapes, starry skies, or moonlit landscapes to celebrate the unique characteristics of nighttime environments.

# Milleker's Travelling Photography Parlor


During a recent outing to the Old Bedford Village Wild West Weekend, I had the pleasure of photographing John and Christine Milleker demonstrating 19th century photography as well as making and selling tintype photographs. John Milleker, Jr. is the President of the Arundel Camera Club and Christine is the V.P. of Programs.

Old Bedford Village is in Bedford, PA. The village consists of over 36 historic workshops and log cabins. They have living history events that brings the past into the present. Visitors of all ages will enjoy their military and civilian re-enactments, colonial crafts, exhibits and instructions, festivals, murder/mystery evenings, old fashioned Christmas celebrations and more.

Back to John and Christine's tintype images. These aren't some gimmicky Photoshop plugins or effects. They are using historically accurate equipment and chemicals. Not only that, they are dressed in historically accurate clothing. Needless to say this is a big hit with historical reenactors who go to great lengths to dress the part as well as the spectators who come expecting to learn about history. The reenactors love getting their photos taken and bringing home a tintype of themselves.

To the right, you can see one of the cameras John and Christine use. Second is Christine lining up the shot with a customer, Pete Smith. What a customer! He looks like he walked straight out of a Wild Bill Hickok movie.

The last photo is what Christine actually sees through the camera. Notice the image is upside down and backwards, that's because light moves in a straight line and there are no mirrors or penta prisms to correct the image in these old cameras.



# Milleker's Travelling Photography Parlor


John pours the chemistry on a blackened metal plate, rolls it from corner to corner to create an even coating and then pours the excess off into a bottle. Once that chemical (collodion) becomes the perfect consistency, he places the plate into a silver nitrate bath. The original pour and the silver nitrate bath creates the light sensitive emulsion. Once that's had a few minutes, in the dark he places the plate into a light proof holder and walks it out to the camera. The plate is now on borrowed time, if it dries at any time, it's ruined. That's why the process is called "Wet Plate Collodion."

They insert the plate into the camera.

John estimates the time of exposure based on UV light. He actually exposes by removing the lens cap and letting light into the camera. He counts out his exposure time, in this case approximately one second. Then he puts the lens cap back onto the camera.

"UV Light varies throughout the day. Position of the sun, time of year and weather conditions are all factors," he told the crowd. "Thankfully we have a little wiggle room in the darkroom for slightly under and overexposed shots as each plate can be seen developing thanks to a red light in the darkroom." Because this process is UV dependant, it doesn't see reds and the red light doesn't affect the plate.

This emulsion attribute is great for photographers, but a problem for historical researchers because someone may be in a red dress that photographs black and immediately everyone thinks they're wearing a black mourning dress. Unless the actual clothing is still around, most colorizations that are popular today are educated guesses, if that.



# Milleker's Travelling Photography Parlor

After the image is exposed, John takes the plate back into the darkroom for development under red light. Once that is done, he neutralizes that developer chemistry and hands it off to Christine for fixing.

Like magic, you can see the image fix in front of you. "Fixing" is just dissolving off the unexposed silver, which makes the plate look like a negative on a milky white surface. The fixer dissolves off the unexposed silver to leave a beautiful positive image. It's still a negative, but because the 'darks' are silver and the background is black, it appears as a positive.

The image isn't complete at this time. The plate is then soaked to remove the fixer and then must be dried and varnished. As the image is elemental silver on a plate, it can easily scratch and





# Milleker's Travelling Photography Parlor


tarnish. Without this varnish layer, the image likely won't last. Taken care of, most tintypes of the era still look like they were made yesterday, now 160+ years ago. An archival quality these new plates will exhibit too.

Pete Smith looks like a happy customer holding the final photograph.


If we are lucky, John and Chris will demonstrate live for the club this year.

This article was a collaboration between John and Chris Milleker, who did all the work, and myself. All I did was have the privilege of documenting Chris and John's work.

Mike Thomas



# Club Officers and Staff



John Milleker,  
Jr.  
President



Ron Peiffer  
VP Contests  
MPA



Christine  
Milleker  
VP Programs




Jackie  
Colestock  
Secretary /  
Treasurer



Chip Bulgin  
Past President



Susan Webber  
Member at  
Large




Doug Wood  
Member at  
Large



Ed Niehenke  
Field Trips



Diane Vatcher  
Field Trips



Bob Webber  
Contest  
Committee /  
Newsletter



Fred Veneca  
Refreshments



Mike Thomas  
Webmaster /  
Newsletter



Russ Zaccari  
Webmaster /  
Database

# Social Media

## Web Site

The club website can be found at <https://arundelcameraclub.org/>. On the website you can find the club calendar and newsletters as well as other information like our constitution and by-laws.

## Mailing List

The club has a mailing list where we send out information to club members including information about calendar changes, contests, publishing newsletters, etc. To be added to the mailing list send an email to [webmaster@arundelcameraclub.org](mailto:webmaster@arundelcameraclub.org). You can remove yourself from the mailing list at any time.

## Newsletters

You can find our newsletters on our website. The newsletter has information on contest results and field trips as well as upcoming events and member accomplishments. You can find the archive of club newsletters at <https://arundelcameraclub.org/newsletter/>.

## FaceBook

The club has a FaceBook Group which we use to broadcast our meetings. You can find the group here <http://facebook.arundelcameraclub.org/>. If you are not a member, you can request to join the group. It is a public group. Anyone on FaceBook can see our posts but only members can make posts.

## YouTube

Videos of all of our virtual meetings and contests have been posted to YouTube. If you do not want to join FaceBook or missed one of our online meetings, you can see recordings here. You can find them here <http://youtube.arundelcameraclub.org/>.

## Instagram

You will find club announcements and winning images posted to our club Instagram account. You can find it at <http://instagram.arundelcameraclub.org/>.

# Club Information

## Meeting Nights

The Arundel Camera Club meets every Thursday evening from 7:00 PM until 9:00 PM at Severna Park Baptist Church. Setup starts at 6:30 PM. We broadcast our live meetings to FaceBook.

On the second Thursday of the month, we do not meet in person. We only meet virtually via FaceBook Live. This is for our digital photography contests.

Click on the map for directions.

Meetings are open to the public, but only dues paying members may enter competitions and participate in critiques. Meetings alternate between programs of informative speakers, photographic assignments, and photographic competitions. Competitions give us a chance to show off our work and to get constructive critiques from our judges. Ribbons are awarded for first through fourth place and honorable mention. Normally we have competitions for color prints, monochrome prints, and digital images. In addition to digital contests, we have restarted our print contests. Competitions are held for both novice and unlimited club members. Awards are awarded at the end of year banquet. The club also has monthly photographic field trips to locations of interest. This is a chance to go out and practice what we learned during programs, a time to socialize with other club members, and a chance to do a little photographic exploration.

## Membership Rates

Individual . . . . . \$40.00  
Family . . . . . \$20.00 each additional family member

[Click here to sign up.](#)

