

Lens Lines Newsletter



June 2023

www.arundelcameraclub.org

Contents

[3 - 2023-2024 Draft Schedule](#)

[4 - Announcements](#)

[5 - 2023-2024 Contest Themes](#)

[6 - Black and White Photography Tip](#)

[7 - Club Events Contest Results](#)

[8 - Woods Memorial Church Exhibit](#)

[9 - Banquet Photos](#)

[10 - Barnstormers](#)

[12 - Club Officers and Staff](#)

[13 - Social Media](#)

[14 - Club Information](#)



On the Cover: The cover image by Dawn Grannas at the Barnstormers Event.

Above: The above image by Bob Webber at the Barnstormers Event.

Copyright info: All Rights Reserved to the images in this newsletter by the respective photographers.

2023-2024 Draft Schedule

*The second meeting of the month will be virtual only

August

- 19 Summer Picnic - Jackie Colestock's
- 26 Field Trip: Balloon Glow & Laser Show
- 31 Governing Documents Vote for New and Previously (One Year) Members

September

- 7 Program - What I did over the Summer
- 14 [Contest - Digital - Open*](#)
- 17-18 Field Trip: Defenders Day, Fort McHenry
- 21 Program - TBD
- 28 Contest - Color & Monochrome Prints - Open

October

- 5 Program - TBD
- 12 [Contest - Digital - Flowers](#)
- 19 Program - Ryan Maurer: Cave Photography
- 21 Field Trip - Fire Museum of MD Lantern Night
- 26 Contest - Color / Monochrome Prints - Flowers

November

- 2 Program - TBD
- 9 [Contest - Digital - Open*](#)
- 16 Program - TBD
- 18 Field Trip - Conowingo Dam Eagles
- 23 No Meeting - Thanksgiving**
- 30 Contest - Color / Monochrome Prints - Open

December

- 7 [Contest - Digital - Craftsmen/Artisans/Musicians*](#)
- 14 Christmas Party
- 17 Field Trip - Longwood Gardens
- 21 Contest - Color / Monochrome Prints - Craftsmen/Artisans/Musicians
- 28 No Meeting - Christmas**

2024 January

- 4 Program - TBD
- 11 [Contest - Digital - Open*](#)
- 18 Program - TBD
- 21 Field Trip - National Cathedral Evensong Choral Service
- 25 Contest - Color / Monochrome Prints - Open

February

- 1 Program - TBD
- 8 [Contest - Digital - Sacred/Religious Places](#)
- 15 Program - TBD
- 17 Field Trip - Peabody Library and Walters Art Gallery
- 22 Contest - Color / Monochrome Prints - Sacred/Religious Places
- 29 Tabletop or Studio Night

March

- 7 Program - TBD
- 14 [Contest - Digital - Open*](#)
- 16 Field Trip - Blackwater National Wildlife Refuge
- 21 Program - TBD
- 28 Contest - Color / Monochrome Prints - Open

April

- 4 Program - TBD
- 11 [Contest - Digital - Night](#)
- 13 Field Trip - Brookside Gardens
- 18 Program - TBD
- 25 Contest - Color / Monochrome Prints - Night

May

- 2 Program - TBD
- 9 [Contest - Digital - Club Events*](#)
- 16 Program - TBD
- 23 Business Meeting
- 24 Field Trip - Preakness Celebration Balloon Festival
- 30 End of Year Banquet

Announcements

Photo Opportunities

June 29-July 8: [Earleigh Heights Vol. Fire Co. Carnival](#). A great chance to get some night shots of the rides.

July 6-9: [Tuckahoe Steam and Gas Show, Easton, MD](#). Steam engines, antique gas engines, antique gas tractors, antique cars and trucks, demonstrations, horse pull.

July 9: Field Trip - [Kenilworth Park & Aquatic Gardens](#). July is prime time to see water lilies and Lotus blooming.

July 15-16: [19th Century Baseball, Gettysburg, PA](#). Come see what baseball was like in the 19th century as 30 clubs from all over the US compete on 5 fields all weekend. Clubs will be playing by the same rules and customs of 1864 while using the same style uniforms and equipment. Family fun for everyone.

Aug. 20-21: [Flying Circus & Balloon Festival, Bealeton, VA](#). Hot air balloon launches. Airshow including wingwalkers and biplanes.

SAVE THE DATE

CLUB PICNIC &
POOL PARTY

SATURDAY
19 AUGUST 2023
12PM-4PM

Come join us for an afternoon around the grill and by the pool, hosted by Bob and Jackie Colestock. The pool will be open and it will be a hot day so bring your swimsuits.

The club provides the hot dogs and hamburgers and paper goods. Surprise us with your summer delights. Bring a side dish or dessert. BYOB. Friends and family are welcome.

When: Saturday 19 August, 12-4PM

Where: 1335 Old Mountain Rd., Pasadena, MD 21122

Directions: [Map](#)

2023-2024 Contest Themes

Flowers - October

Flower photography challenges the photographer to capture the beauty, colors, and intricate details of various types of flowers. Employ composition techniques, experimenting with angles, perspectives, and framing to create visually captivating images. Focus on a single flower or incorporate multiple flowers to add depth and complexity. Utilize different lighting conditions to emphasize the unique colors and textures of each flower. This genre of photography aims to celebrate the natural world's beauty and intricacy, showcasing the transient nature of life and evoking a sense of wonder and appreciation for nature's splendor.

Craftsmen, Artists, and Musicians - December

This theme focuses on capturing the essence and creative spirit of individuals excelling in artistic pursuits. It highlights their dedication, skill, passion, and craftsmanship, showcasing the artistic process, attention to detail, and unique personalities of these individuals. The theme involves intimate moments and interactions, capturing artists at work, their tools, materials, and techniques, as well as the environments where they create. Lighting and composition are carefully utilized to accentuate textures and details, while framing creates a visual narrative of the artists' journeys. Ultimately, this theme celebrates creativity and diverse artistic expressions, offering a glimpse into the world of talented individuals who bring beauty and inspiration to the world through their crafts.

Sacred Places & Places of Worship - February

This theme focuses on capturing images of locations that hold deep spiritual or cultural significance. Photographers aim to convey the sense of awe, tranquility, and spiritual connection associated with these places. The theme encompasses a wide range of sacred locations, including temples, churches, mosques, memorials, and cemeteries. The photographs emphasize architectural beauty, details, and artistic elements, while light plays a crucial role in creating a transcendent atmosphere. Photographers may also focus on the human aspects of rituals, ceremonies, or the interaction between worshippers and the space, conveying the profound connection between humanity and the divine.

Night - April

Night photography revolves around capturing images in after the sun has set. Highlight the distinct qualities of nighttime lighting and the enchanting atmosphere that emerges in the darkness. Mastering low light photography techniques, such as utilizing tripods, adjusting camera settings, and incorporating artificial light sources, is crucial. The challenge is to create images that evoke a sense of atmosphere and mood, including creative lighting, color manipulation, and thoughtful composition. The focus is on capturing the vibrant cityscapes, starry skies, or moonlit landscapes to celebrate the unique characteristics of nighttime environments.

Black and White Photography Tip

I much prefer black and white photography over color. Maybe it's because I'm shade blind and can't see some colors. Or maybe it is because I learned using B&W film when in high school and spent three years processing in a darkroom.

Today I normally shoot raw images and most often convert a color photograph into B&W using Nik Silver Efex.

This weekend I tried something new with my Olympus. I set my camera to save a jpg and a raw file for each image I captured with my camera. I set the jpg to B&W. So I was able to look through my viewfinder and see the scene in B&W.

By viewing the image in B&W I could ignore color and focus on composition, lines, and contrasts. This gave me a chance to challenge the way I normally capture images and to think differently while photographing.

The great thing about this process, is when I import the images into Lightroom, the jpg is in B&W and the raw image is in color. So I can still use the color image and I can still process it anyway I want including converting it to B&W.

You can see the image of the lawman to the right as imported into LightRoom. The B&W jpg on the left was just like I saw through my viewfinder. The image on the right is a raw file that contains all of the information captured including the color.

Many photographers notice that the image on the back of their camera LCD is better looking than the raw image when imported into software like LightRoom. This is because the image as displayed on the back of the lcd is a processed jpg. Your camera



converted the raw image into jpg for you to display it on the back of your camera. In the images above the B&W has already had noise reduction applied to it in camera when converted to jpg. The image on the right has a lot of noise. Typically when I post process a raw image, I will run Topaz DeNoise to clean up the image before converting it into B&W. Here is the same image processed using Topaz and Nik.



I hope you find this tip useful and can give it a try on your cameras. I would be interested in finding out if/how well this works on your cameras like the Fuji, Canon, and Nikon?

Mike Thomas

Club Events Contests Winners

Novice Best in Show



Cathaleen Steele
“Sitting on the Dock of the Bay”

Unlimited Best in Show



Mike Thomas
“Tabletop Still-Life”

Cathaleen and Mike won free club memberships for next year.

Wood's Memorial Church Exhibit



Banquet Photos



Ed Niehenke



Ed Niehenke



Ed Niehenke



Ed Niehenke



Ed Niehenke



Bob Webber



Ed Niehenke



Bob Webber



Ed Niehenke

Barnstormers



Barnstormers



Ron Peiffer



Dawn Grannas




Bob Webber



Mike Thomas

Club Officers and Staff



John Milleker,
Jr.
President



Ron Peiffer
VP Contests
MPA



Christine
Milleker
VP Programs




Jackie
Colestock
Secretary /
Treasurer



Chip Bulgin
Past President



Susan Webber
Member at
Large




Doug Wood
Member at
Large



Ed Niehenke
Field Trips



Diane Vatcher
Field Trips



Bob Webber
Contest
Committee /
Newsletter



Fred Veneca
Refreshments



Mike Thomas
Webmaster /
Newsletter



Russ Zaccari
Webmaster /
Database

Social Media

Web Site

The club website can be found at <https://arundelcameraclub.org/>. On the website you can find the club calendar and newsletters as well as other information like our constitution and by-laws.

Mailing List

The club has a mailing list where we send out information to club members including information about calendar changes, contests, publishing newsletters, etc. To be added to the mailing list send an email to webmaster@arundelcameraclub.org. You can remove yourself from the mailing list at any time.

Newsletters

You can find our newsletters on our website. The newsletter has information on contest results and field trips as well as upcoming events and member accomplishments. You can find the archive of club newsletters at <https://arundelcameraclub.org/newsletter/>.

FaceBook

The club has a FaceBook Group which we use to broadcast our meetings. You can find the group here <http://facebook.arundelcameraclub.org/>. If you are not a member, you can request to join the group. It is a public group. Anyone on FaceBook can see our posts but only members can make posts.

YouTube

Videos of all of our virtual meetings and contests have been posted to YouTube. If you do not want to join FaceBook or missed one of our online meetings, you can see recordings here. You can find them here <http://youtube.arundelcameraclub.org/>.

Instagram

You will find club announcements and winning images posted to our club Instagram account. You can find it at <http://instagram.arundelcameraclub.org/>.

Club Information

Meeting Nights

The Arundel Camera Club meets every Thursday evening from 7:00 PM until 9:00 PM at Severna Park Baptist Church. Setup starts at 6:30 PM. We broadcast our live meetings to FaceBook.

On the second Thursday of the month, we do not meet in person. We only meet virtually via FaceBook Live. This is for our digital photography contests.

Click on the map for directions.

Meetings are open to the public, but only dues paying members may enter competitions and participate in critiques. Meetings alternate between programs of informative speakers, photographic assignments, and photographic competitions. Competitions give us a chance to show off our work and to get constructive critiques from our judges. Ribbons are awarded for first through fourth place and honorable mention. Normally we have competitions for color prints, monochrome prints, and digital images. In addition to digital contests, we have restarted our print contests. Competitions are held for both novice and unlimited club members. Awards are awarded at the end of year banquet. The club also has monthly photographic field trips to locations of interest. This is a chance to go out and practice what we learned during programs, a time to socialize with other club members, and a chance to do a little photographic exploration.

Membership Rates

Individual \$40.00
Family \$20.00 each additional family member

[Click here to sign up.](#)

