



# Lens Lines Newsletter

January 2021

[www.arundelcameraclub.org](http://www.arundelcameraclub.org)



# Contents

- 3 - 2020-2021 Schedule / Contest Themes
- 4 - Featured Photographer
- 9 - Photo Assignment - Holidays
- 14 - Field Trip: Concord Point Lighthouse
- 17 - Contest Results
- 23 - Club Officers and Staff
- 24 - Social Media/Distancing
- 25 - Club Information



On the Cover: The cover image by Doug Wood won 1st Place in the December Novice Digital Color Leading Lines contest.

Above: The above image by Paul Wilcox won 1st Place in the December Novice Digital Monochrome Leading Lines contest.

Copyright info: All Rights Reserved to the images in this newsletter by the respective photographers.

# 2020-2021 Schedule

## February

- 3 Jan. Photo Assignment - Resolutions
- 10 Program: Irene Sacilotto - "A Passion for Wildlife Photography the Stories Behind the Images"
- 17 Contest - Digital - Close-Up/Macro
- 24 Program: David Luria - "Washington, DC, A Photographer's Paradise"

## March

- 3 Feb. Photo Assignment
- 10 Program: Connie Imboden - TBD
- 17 Contest - Digital - Open
- 24 Program: Lynn Garwood - "Composition: Beyond the Rule of Thirds"
- 31 Program – Mike Thomas - TBD

## April

- 7 Mar. Photo Assignment
- 14 Program : Lewis Katz: - "From Capture to Print: The Art of Black & White Photography"
- 21 Contest - Digital – 1-Light Portrait
- 28 Program: Bob Webber - TBD

## May

- 5 Business Meeting
- 12 Contest - Club Events
- 19 Program – Gary Kohn - TBD
- 26 End of Year Banquet

## June

- 2 New Officers Meeting

## Contest Themes

**Close-Up / Macro** - The photograph should be taken from a position very near the subject. Generally this means that the lens should be focused at or near its closest focusing position. The use of screw on close up filters, extension tubes and macro lenses is permitted. [Click here for examples of Close-Up/Macro.](#)

**One Light Portrait** - One light portrait lighting uses a single key light or main light. This is usually a speedlight or strobe. It's only one light. But you can supplement with a reflector, a window, or the sunlight. Each lighting pattern talks about where to place the light in relation to the subject. [Click here for examples of One Light Portraits.](#)



# Featured Photographer: Richard Stolarski



Richard Stolarski  
Capitol Storm

## ACC: How long have you been into photography?

RSS: I have taken the usual family and travel images since the 1960s. I don't remember what kind of camera I used until I bought my first SLR film camera, a Yashica, on a trip to Japan. I got my first digital camera in 1999. It was an Olympus clamshell-style point and shoot. When I retired from NASA in 2010 I decided to take a landscape photography workshop. I settled on a photographer named Andy Cook who was based in Colorado and ran a workshop in the Rockies that I could combine with a trip to visit Shirley's brother in Loveland, CO. I had recently bought a DSLR camera and started learning to shoot in manual mode. I have subsequently taken 6 more workshops with Andy as I find him a great guide to locations and an inspirational teacher.



Richard Stolarski  
Eilean Donan Castle



# Featured Photographer: Richard Stolarski

## **ACC: What equipment do you shoot with?**

RSS: I have a Canon 80D cropped sensor camera with 3 lenses; a wide-angle 10-20mm, a normal 15-85mm, and a telephoto 70-200mm.

## **ACC: What are your favorite subjects?**

RSS: I am primarily interested in landscape photography. I like traveling and photographing interesting places. Secondly I like cityscapes but am a bit shy about running around the city and setting up to take carefully composed photos.

## **ACC: How long have you been in the Arundel Camera Club?**

RSS: I have been in the ACC for about 5-6 years. I was only a sometime participant for the first few years. I started getting more serious about it 3 years ago when I decided to start entering both the print and digital competitions.

## **ACC: What offices have you held in the club?**

RSS: I've not held any offices. At about the time that I started getting serious about the club I was diagnosed with a rather serious cancer that has left me uncertain about making a major commitment.

## **ACC: What photographers have inspired you?**

RSS: As I mentioned above, I was inspired by the workshops that I took with Andy Cook. I have, during the pandemic, started watching a lot of youtube videos of landscape photographers. Two of my



Richard Stolarski  
Lynn Camp Prong Little River



Richard Stolarski  
Eiffel Tower at Sunset



# Featured Photographer: Richard Stolarski

favorites are Nigel Danson and Mads Peter Iversen. They put out 15-20 minute videos that are a combination of photography instruction and travel to interesting locations.

## **ACC: How would you describe yourself?**

RSS: I describe myself as a very fortunate person. I am the grandson of immigrant peasant-laborers from Eastern Europe. I was able to get a good education and have a career as a research scientist that took me to many interesting places in the world. I have a wonderful wife and many good friends both locally and in many other countries. In addition to science, I am an avid golfer and participated in bowling leagues for more than 50 years.

## **ACC: How would you describe your photography?**

RSS: When I see a scene that pleases me I want to take a photograph that will preserve that scene. The question is "what was it about the scene that pleased me?" How do I make a photograph that captures the essence of the scene? I view the taking of the photograph as gathering data. I then like to work that data on the computer, mainly photoshop, to see if I can reproduce what I liked about the scene. Note that I am not just trying to reproduce the scene. I am trying produce what attracted me to the scene. That may involve removing some cluttering elements, enhancing some parts of the photo, or de-emphasizing other parts of the photo. So I guess you could say that I like making pretty pictures.



Richard Stolarski  
Curved Grid



Richard Stolarski  
Station



# Featured Photographer: Richard Stolarski

## ACC: How has your approach to photography evolved?

RSS: I think that my evolution has come mainly from learning about what makes a better photograph. The ACC photo contests have been integral to this learning. Workshops and youtube videos have contributed to my learning. One thing that has driven me over my entire life has been the love of learning and the appreciation of understanding something at a deeper level. It is not just the contests at ACC that drive my learning. I am gaining a great deal of understanding of the variety of motivations that drive the various members of the club. The online discussion sessions during the pandemic have actually been very instructive to me. We have had a lot of general discussion of the varying motivations of the photographers within the club. It has given me a greater appreciation of the wide-ranging abilities of the photographers in the club.

Photography has also provided me with a welcome distraction during the pandemic. Every week, usually on Sunday, Shirley and I have driven to a location to take photographs while exploring the state of Maryland. We usually take sandwiches with us and drive to a location where there will not be many people. Most drives are within about a one and a half hour drive. We have visited Chesapeake City, Assateague, Tilghman Island, Eastern Neck Wildlife Refuge, Blackwater Wildlife Refuge, Cambridge, St. Mary's City, Terrapin Park, Point of Rocks, Williamsport, Shrine of St. Anthony, Brighton Dam, Conowingo Dam, Marshall Hall Landing, Armistead Park, Patterson Park, Scraggsville for sunflowers, Fort Washington, and Whitemarsh Park. We also went for short hikes on the WB&A trail and the South Shore trail. I have been posting the pictures from these outings on a blog on my [website](#). These outings have given me lots of practice at going to various locations and trying to come up with photographs that please me. As the year has progressed I feel like I have improved in the art of finding interesting photos in relatively ordinary places.



Richard Stolarski  
Chapel on the Rocks



Richard Stolarski  
Aspens



# Featured Photographer: Richard Stolarski

## **ACC: Where do you find inspiration or motivation?**

RSS: I think that I find most of my motivation by visiting new places. That has been seriously curtailed by the pandemic. By now I would have almost certainly taken another landscape photography workshop in some interesting location. We had been taking one or more trips to Europe each year, some of them for scientific conferences and some for purely vacationing. We had in the last decade or so travelled to Australia, India, New Zealand and Peru. These are now replaced by our trips around Maryland getting to know our local region better. I have also vicariously been able to travel through youtube videos by landscape photographers photographing Iceland, Denmark, Scotland, and the Faroe Islands among many others.

## **ACC: Noteworthy accomplishments?**

RSS: As a scientist I have been fortunate to be in the center of the issue of ozone depletion, the Montreal Protocol, and the Antarctic ozone hole. I have received awards from NASA, the US EPA, and the United Nations Environment Program. As a photographer I was last year's novice photographer of the year at ACC and received a second place in the Maryland Photo Alliance competition. As a golfer I won the 1971 Ann Arbor, Michigan city amateur and have won 5 club championships.



Richard Stolarski  
Chapel on the Rocks



Richard Stolarski  
Aspens



# Photo Assignment - Holidays



JC Williams



Bob Webber



Christine Milleker



Doug Wood



Elaine Hambly



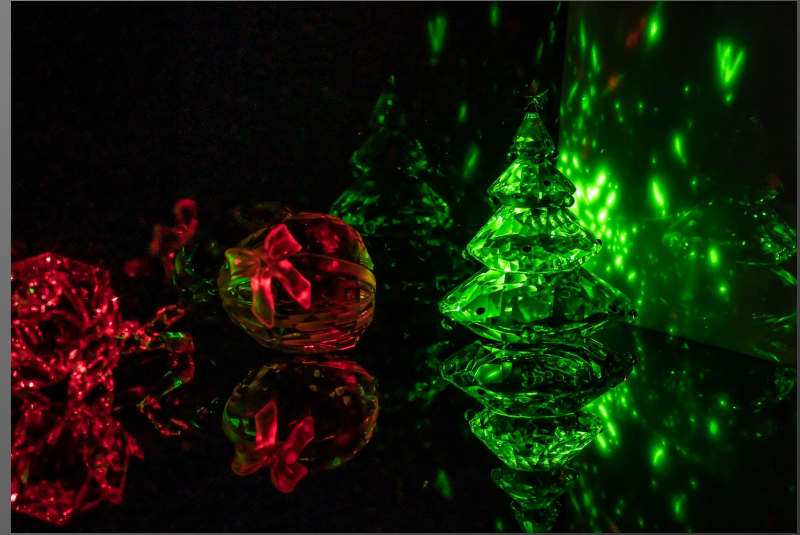
Ed Niehenke



# Photo Assignment - Holidays



Susan Webber



David Joyner



Louis Sapienza



Elaine Hambly



# Photo Assignment - Holidays



Ed Niehenke



Christine Milleker



John Milleker, Jr.



Julie Bennett




# Photo Assignment - Holidays



John Milleker, Jr.



Julie Bennett



Mike Thomas



# Best of Show - Photo Assignment - Holidays



JC Williams



# Field Trip: Concord Point Lighthouse



Christine Milleker



Dawn Grannas



Elaine Hambly



Bob Webber



Mike Thomas



Michelle Barkdoll




# Field Trip: Concord Point Lighthouse



Christine Milleker



Dawn Grannas



Michelle Barkdoll



Bob Webber



Elaine Hambly



Mike Thomas



# Field Trip: Concord Point Lighthouse



Christine Milleker



Mike Thomas



Elaine Hambly



# December Mono Digital Novice Contest Results




1st Place - Paul Wilcox  
"Spiral Staircase"



2nd Place - Julie Bennett  
"Staircase Chandelier"



3rd Place - Paul Wilcox  
"Ostrich Neck"



4th Place - Doug Wood  
"Game of Thrones"



HM - Doug Wood  
"Cascade"




HM - Elaine Hambly  
"Jackson"



# December Mono Digital Unlimited Contest Results



1st Place - Ron Pieffer  
"Comb Ridge"



2nd Place - Richard Stolarski  
"Station"



3rd Place - Fred Venecia  
"Christina"



# December Mono Digital Unlimited Contest Results



4th Place - Mike Thomas  
"Australian War Memorial"



HM - John Milleker, Jr.  
"Inlet Escape 2"



HM - Louis Sapienza  
"Balconies"



HM - Ron Pieffer  
"Flight 93 Memorial"




# December Color Digital Novice Contest Results



1st Place - Doug Wood  
"Virgin River"




2nd Place - Ed Niehenke  
"Baptism Water Flowing"



3rd Place - Elaine Hambly  
"Picking Flowers"



4th Place - Paul Wilcox  
"Bird on Fencing"



HM - Ann Hickman  
"The Past and Present"



HM - Julie Bennet  
"Farm House Lane"



# December Color Digital Unlimited Contest Results



1st Place - Ron Pieffer  
"Solar Power"



2nd Place - Chuck Gallegos  
"Autumn Sunburst"



3rd Place - Cathy Hockel  
"Roadside View"




# December Color Digital Unlimited Contest Results



4th Place - Cathy Hockel  
"Early Morning at the River"



HM - Bob Webber  
"Fern and Spider"




HM - JC Williams  
"Holiday Peppermint Swirl Amaryllis"




HM - Mike Thomas  
"Winter Freight Run"

# Club Officers and Staff



John Milleker,  
Jr.  
President



Louis  
Sapienza  
VP Contests



Christine  
Milleker  
VP Programs



Jackie  
Colestock  
Secretary /  
Treasurer



Chip Bulgin  
Past President



Susan Webber  
Member at  
Large



Elaine Hambly  
Member at  
Large




Michelle  
Barkdoll  
Field Trips



Ron Peiffer  
MPA  
Representative



David Joyner  
Newsletter /  
Webmaster



Bob Webber  
Contest  
Committee /  
Newsletter



Fred Veneca  
Refreshments



Mike Thomas  
Webmaster /  
Newsletter



Russ Zaccari  
Webmaster



# Social Media/Distancing

## Web Site

The club website can be found at <https://arundelcameraclub.org/>. On the website you can find the club calendar and newsletters as well as other information like our constitution and by-laws.

## Mailing List

The club has a mailing list where we send out information to club members including information about calendar changes, contests, publishing newsletters, etc. To be added to the mailing list send an email to [webmaster@arundelcameraclub.org](mailto:webmaster@arundelcameraclub.org). You can remove yourself from the mailing list at any time.

## Newsletters

You can find our newsletters on our website. The newsletter has information on contest results and field trips as well as upcoming events and member accomplishments. You can find the archive of club newsletters at <https://arundelcameraclub.org/newsletter/>.

## FaceBook

The club has a FaceBook Group which we are relying on during the COVID-19 restrictions. You can find the group here <http://facebook.arundelcameraclub.org/>. If you are not a member, you can request to join the group. It is a public group. Anyone on FaceBook can see our posts but only members can make posts. All of our virtual meetings have been broadcast via FaceBook.

## YouTube

Videos of all of our virtual meetings and contests have been posted to YouTube. If you do not want to join FaceBook or missed one of our online meetings, you can see recordings here. You can find them here <http://youtube.arundelcameraclub.org/>.

## Instagram

David Joyner has volunteered to create a club Instagram account for us to experiment with. You can find it at <http://instagram.arundelcameraclub.org/>.

# Club Information

## Meeting Nights

The Arundel Camera Club meets every Wednesday evening at 7:00 PM and usually finish by 9:00 PM. Due to COVID-19 we are currently meeting virtually on FaceBook.

Meetings are open to the public, but only dues paying members may enter competitions. Meetings alternate between programs of informative speakers, photographic assignments, and photographic competitions. Competitions give us a chance to show off our work and to get constructive critiques from our judges. Ribbons are awarded for first through fourth place and honorable mention. Normally we have competitions for color prints, monochrome prints, and digital images. Currently we are only holding digital competitions. Competitions are held for both novice and unlimited club members. Awards are awarded at the end of year banquet. Pending COVID-19 restrictions, the club also has monthly photographic field trips to locations of interest. This is a chance to go out and practice what we learned during programs, a time to socialize with other club members, and a chance to do a little photographic exploration.

## Membership Rates

Individual . . . . . \$35.00  
Family . . . . . \$15.00 each additional family member

[Click here to sign up.](#)

## Directions

When we resume meeting in person, we meet at the Severna Park High School which is located at 60 Robinson Road, Severna Park, MD 21146-2899. You can park in the teacher's lot on the left of the school and come in the side door. We must put the room back the way we found it and vacate the building by 9:00 PM.

